



La Crosse Fire Department

Chief Jeff Murphy
murphyj@cityoflacrosse.org - 608.789.8042



September 21, 2022

Honorable Police & Fire Commission:

Please accept this month's attached report from the La Crosse Fire Department. As committed to in our department's Mission Statement, we continue to promote safety, reduce risks, and respond to calls for fire suppression, emergency medical services, and all-hazards rescue. We continue to strive to earn our community's trust through preparedness, professionalism, and dedicated to service.

Respectfully Submitted,

Fire Chief Jeff Schott

The Following Reports are Attached:

- Administration
 - Personnel Updates
 - Department Highlights
- Division of Fire and Rescue Operations Summary
 - Incident Data Updates
 - Baseline Performance Updates
- Division of Training and Professional Standards Summary
 - Training Goals and Achievement Updates
 - Health and Safety Updates
- Division of Community Risk Management Summary
 - Building Inspections and Code Enforcement Updates
 - Community Risk Education Updates
 - City Emergency Management Updates
- Acknowledgements



La Crosse Fire Department



Personnel Changes:

- Current Department Staffing Status as of **July 31st:**

Department Staffing Summary		
	Total Approved	Current
Sworn	101	98
Civilian	15	10
	116	108



Department Highlights & Notable Incidents:

- LCFD received a \$1,000 donation from Kwik Trip.
- July 30th, members of the Local 127 joined Burn Boot Camp North at the Logger's Field to raise awareness and funds for MDA.





La Crosse Fire Department



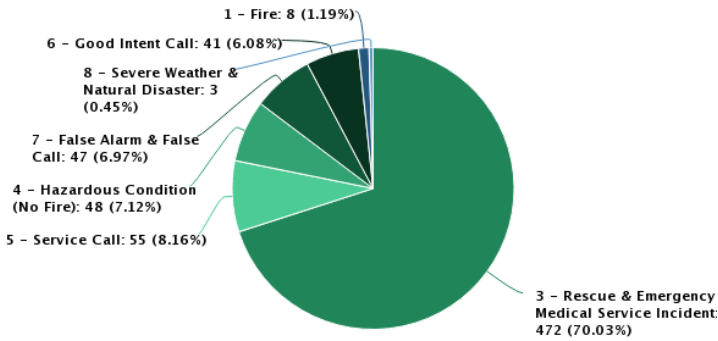
Division of Fire and Rescue Operations Summary

Incident Data

July 1st, 2022 - July 31st, 2022

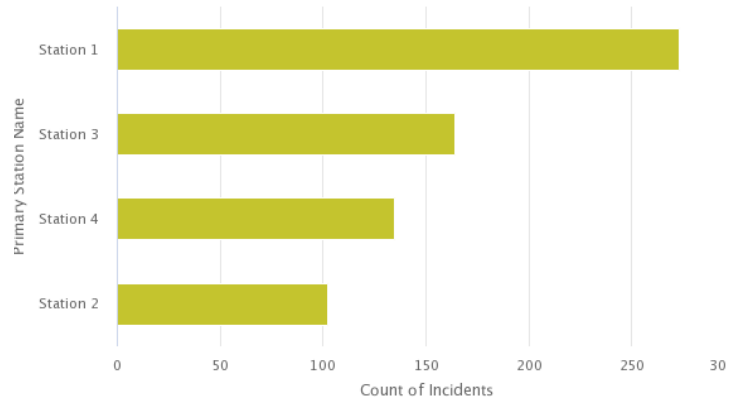
Incident Type Categories

Jul 01, 2022 to Jul 31, 2022



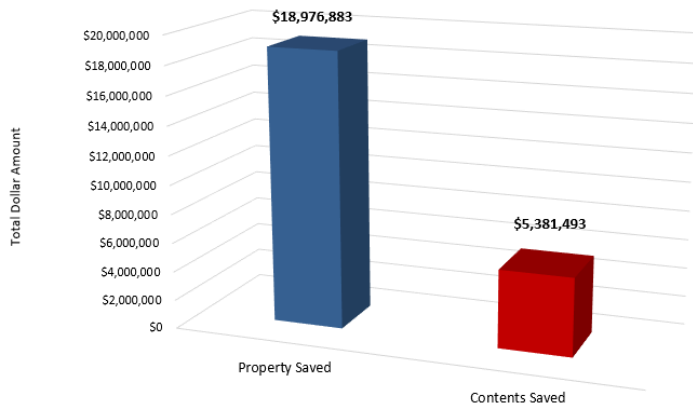
Incidents by Primary Station Name

Jul 01, 2022 to Jul 31, 2022



Property/Contents Saved

July 1, 2021 to June 30, 2022



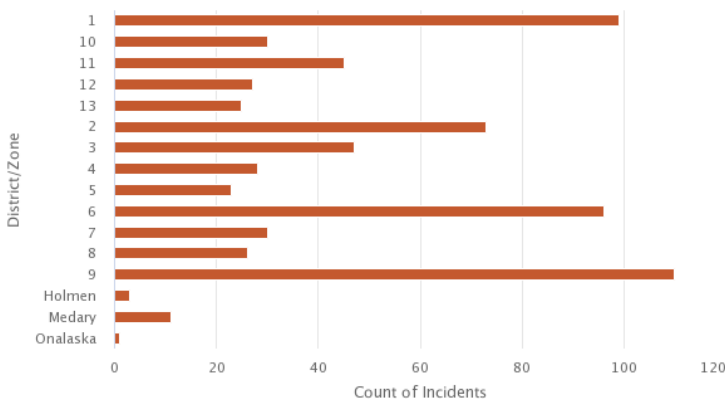
Incidents by Month

Aug 01, 2021 to Jul 31, 2022



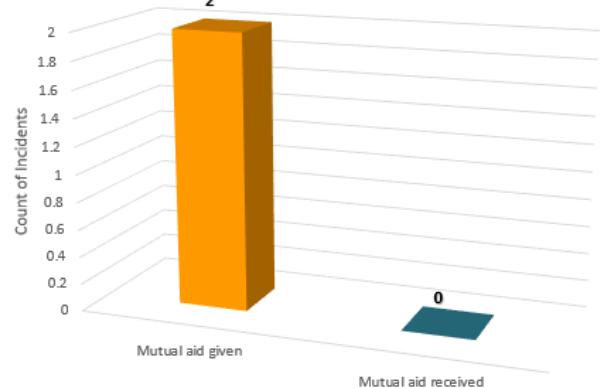
Incidents by District/Zone

Jul 01, 2022 to Jul 31, 2022



Mutual Aid

July 1st, 2022 to July 31st, 2022





La Crosse Fire Department



Division of Fire and Rescue Operations Summary

July 1st, 2022 - July 31st, 2022

Baseline Performance - Non EMS Calls

Unit Median Total Response Time (HH:MM:SS)
Jul 01, 2022 to Jul 31, 2022



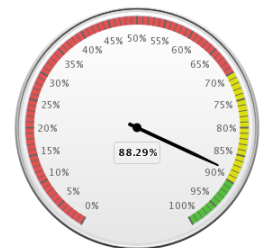
Unit 90th Percentile Total Response Time (HH:MM:SS)
Jul 01, 2022 to Jul 31, 2022



Median Total Response Time (MM:SS)
Date Reported: Jul 01, 2022 to Jul 31, 2022



Percentage of Unit Total Response Times Under 09:00 Minutes
Jul 01, 2022 to Jul 31, 2022



Baseline Performance - EMS Calls

Unit Median Total Response Time (HH:MM:SS)
Jul 01, 2022 to Jul 31, 2022



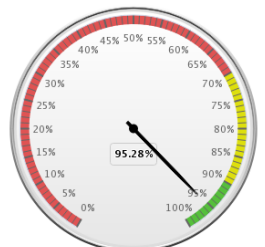
Unit 90th Percentile Total Response Time (HH:MM:SS)
Jul 01, 2022 to Jul 31, 2022



Median Total Response Time (MM:SS)
Date Reported: Jul 01, 2022 to Jul 31, 2022



Percentage of Unit Total Response Times Under 09:00 Minutes
Jul 01, 2022 to Jul 31, 2022





La Crosse Fire Department

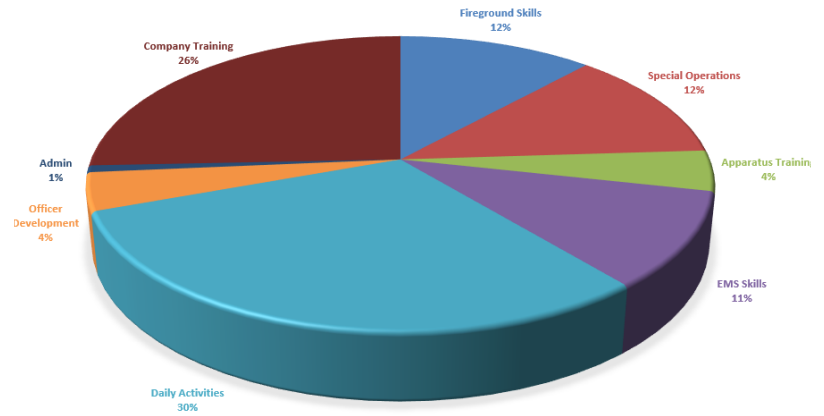


Division of Training and Professional Standards Summary

July 1st, 2022 - July 31st, 2022

Training Hours by Category

Average Training Totals	
Total Personnel Hours	2,250.28
Average Participants	90
Class Types Given	17
Average Hours per Person	25



July Training Events

Crew members part of the Urban Search and Rescue Team during a building collapse drill.



July's Emergency Medical Services training was conducted on the Mississippi River. Crews deployed a rescue boat, removed the patient from the water, and provided treatment during transport back to land.





La Crosse Fire Department



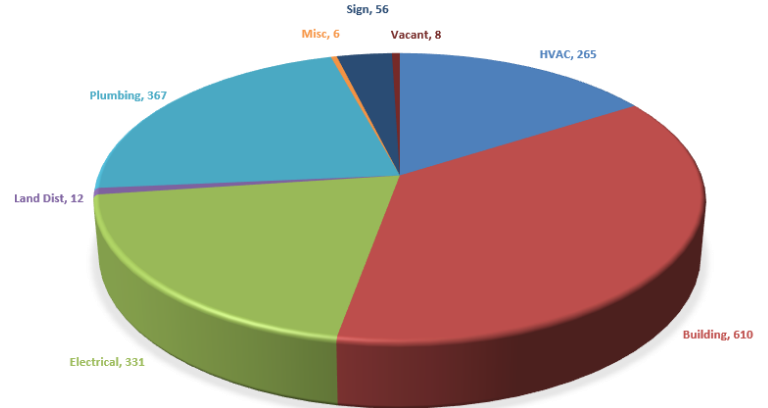
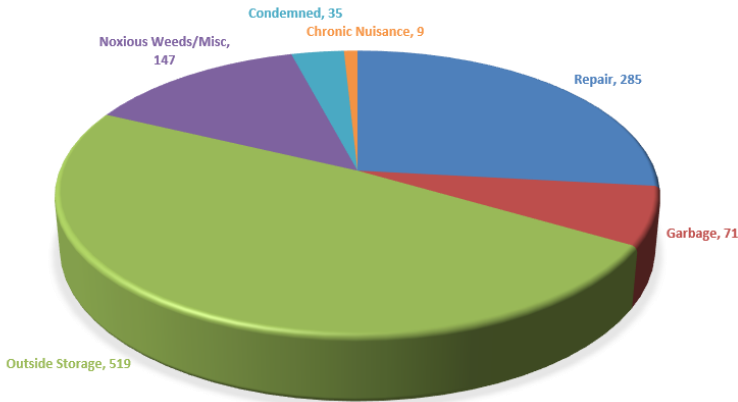
Division of Community Risk Management Summary

January 1st, 2022 - July 31st, 2022

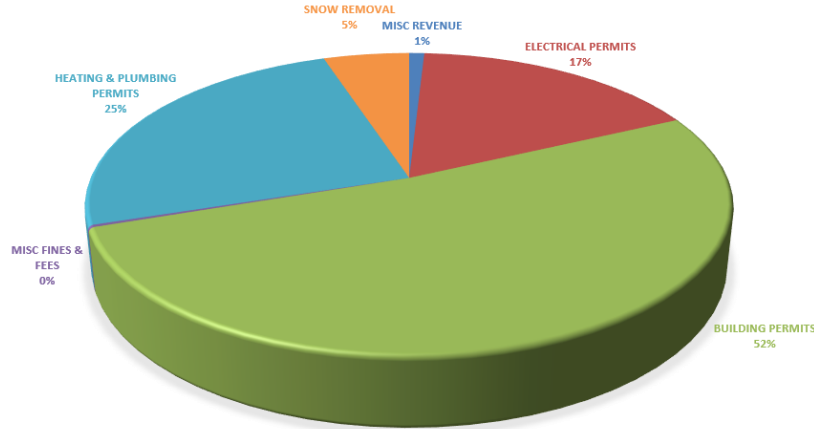
Building Inspection Statistics

Orders to Correct

Permits Issued



Year-to-Date Fee Summary



Fire and Life Safety Building Inspection Totals

Includes both Annual and Semi-Annual Fire Inspections

# of Total Inspections for 2022	# of Total Completed Inspections	Follow-Up Required	# of Unresolved Violations	# of Resolved Violations	% of Occupancies Inspected	% of Occupancies Completed
4,903	3,181	10	277	174	40.96%	40.61%



La Crosse Fire Department



Division of Community Risk Management Summary

Community Risk Education Report

July 1st, 2022 - July 31st, 2022

Education/Outreach/Community Engagement

- Public Engagement
-National Night Out (pictured right)
- Fire Safety Simulator
-Riverfest



- Fire Safety Training & Fire Extinguisher Simulator
-New Horizons Shelter and Outreach Centers, Inc.

Page Reach via Facebook

Facebook Page reach ⓘ

21,273 ↓ 68%

