

2024-2028 Capital Budget



RESOLUTION 23-0663

Approved by Common Council - 8/10/23

Table of Contents

Introduction/Overview	1
CIP Planning Structure	2
Capital Budget Process Timeline	3
Tax Incremental Financing (TIF)	4
Summary	6
Funding Source	6
Expenditure Category	7
Buildings & Grounds	9
City Hall	10
La Crosse Center	11
Library	12
Municipal Service Center	13
Others	14
Capital Equipment	15
General Government	16
Citywide	16
Fire	17
Information Technology	19
La Crosse Center	20
Library	22
Parks, Recreation and Forestry	23
Police	25
Refuse and Recycling	26
Streets	27
Enterprise Funds	29
Airport	29
Sanitary Sewer Utility	31
Stormwater Utility	32
Water Utility	33
Flood Control, Harbors & Waterfront	34
Parks, Recreation & Forestry	35
Planning & Community Development	37
Economic Development	38
Housing	39
Neighborhoods	40
Plans & Studies	41
Public Safety	42

Transportation & Utilities

43

Alleys

44

Streets

45

Streetscaping & Lighting

54

Utilities

56

Airport

59

Bridges

61

Supplemental Information

62

New Borrowing Requests

62

TIF Funded Project Requests

67

Unfunded Requests

68

Leased Vehicles

70

Introduction/Overview

The City of La Crosse is pleased to submit the 2024-2028 Capital Improvement Plan (CIP) to the citizens of La Crosse and the City Council Members. The Plan is a 5-year plan, adopted by the City of La Crosse, detailing the capital outlays over the next 5 years that will serve and enrich the lives of City residents in line with the City's core values and mission. The CIP represents the City's plan for development and is intended to balance the City's capital needs with its fiscal responsibility and financial limitations. The five-year plan is reviewed on an annual basis to adjust for changing needs/priorities of the community and changing framework of ongoing projects.

CIP Appropriations

The first year in the Capital Improvement Plan is the year that actual appropriations are authorized by the Common Council. The remaining four years are guides for future development of City infrastructure.

Capital Improvement Plan Policies

The Capital Improvement Budget includes both Capital Equipment and Capital Projects. A Capital Project is defined in the municipal code as a project that is expected to have a useful life of over one year and provide a minimum asset value over \$20,000. Capital Equipment is an outlay for equipment that is expected to have a useful life of over one year and provide a minimum asset value over \$10,000.

The City will prepare and adopt a 5-year Capital Improvement Plan (CIP) to systematically identify, plan, schedule, finance, track, and monitor capital projects to ensure cost effectiveness as well as conformance to established policies.

New projects and equipment that require annual operating and maintenance costs must be added to the appropriate department's annual operating budget.

Any unanticipated projects and equipment not previously listed in the capital budget requiring immediate funding from the Capital Budget will require a two-thirds vote by the Common Council members present at the time of adoption to be included.

Project implementation shall be the responsibility of the Board of Public Works. The Board of Public Works will ensure that all projects enumerated and funded in the adopted annual Capital Improvement Budget are designed, bid, purchased, and constructed.

CIP Planning Structure

Capital project and equipment requests are submitted to the Finance Dept by each Department in the City. The CIP consists of two separate documents: A Capital Project Budget and a Capital Equipment Budget. There are two main committees that oversee the planning of the CIP. The Board of Public Works reviews and approves the Capital Equipment requests. The review and approval of the Capital Projects is the responsibility of the City Planning Commission. These respective boards approve the recommended budgets for ultimate approval by the Common Council.

Mayor

Mitch Reynolds

Board of Public Works

Mitch Reynolds

Mayor and Presiding Officer

Jenasea Hameister

Council Member

Matthew Gallager

City Engineer

Rebecca Schwarz

Council Member

Andrea Trane

Director of Planning

Chadwick Hawkins

Director of Finance

City Planning Commission

Mitch Reynolds

Mayor and Presiding Officer

Jennifer Trost

Council Member

Matthew Gallager

City Engineer

Elaine Yager

Citizen Member

Jenasea Hameister

Council Member

Chris Kahlow

Council Member

James Cherf

Citizen Member

Jacob Sciammas

Citizen Member

James Szymalak

Citizen Member

Common Council

Chris Kahlow

Council President, District 6

Tamra Dickinson

Council Member, District 1

Barb Janssen

Council Member, District 3

Jenasea Hameister

Council Member, District 5

Mackenzie Mindel

Council Member, District 8

Rebecca Schwarz

Council Member, District 10

Doug Happel

Council Member, District 12

Erin Goggin

Council Member, District 2

Larry Slezniow

Council Member, District 4

Mac Kiel

Council Member, District 7

Chris Woodard

Council Member, District 9

Jennifer Trost

Council Member, District 11

Mark Neumann

Council Member, District 13

Capital Budget Process Timeline



Tax Incremental Financing (TIF)

Tax Incremental Financing (TIF) generates tax revenue that can be used to fund infrastructure investment and other eligible projects that will facilitate private development. When a Tax Increment District (TID) is created, the current value of all the taxable property within the defined boundaries is established. This value is the “base value” of the TID. The taxes collected on this portion of the property value are shared by the overlying taxing jurisdictions, and once the TID is created this portion of the tax collections is allocated as it was at the creation of the TID. (See Figure 1)

Over the life of the TID, the county, school district, technical college and municipality collect taxes generated from the TID base value. Meanwhile, new construction and investment increase the value of the district. All of the taxes collected on the growth in value of the district (or the "value increment") are turned over to the City as "tax increment" revenue. The City uses this revenue stream to pay for improvements that it made within the district which were in the approved project plan.

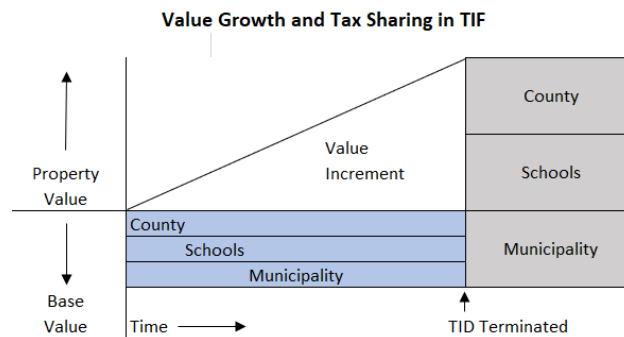
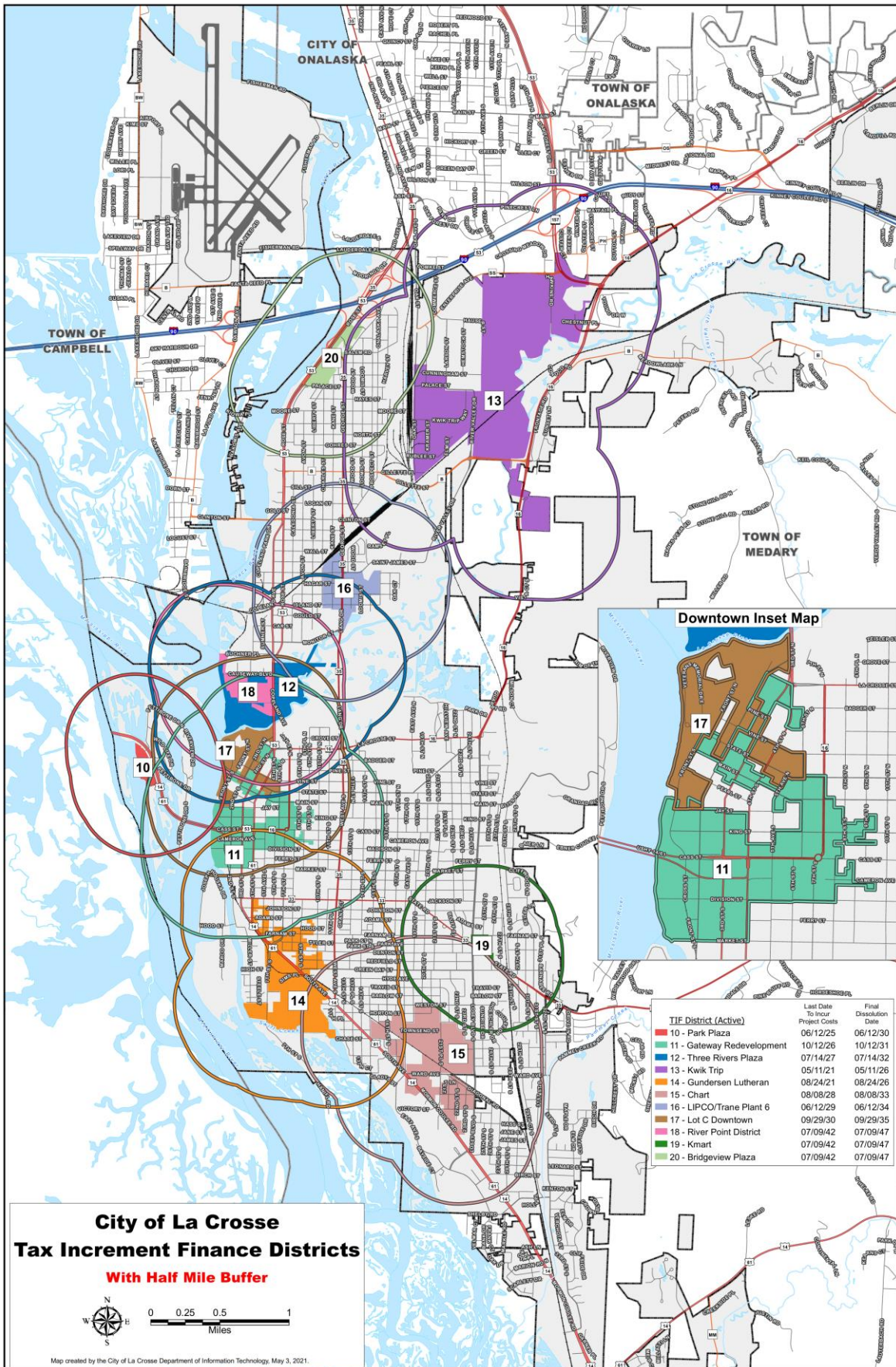


Figure 1

At the end of the maximum life period, or as soon as tax increments are collected in excess of total approved project costs, the TID is terminated. The entire value of the property that was in the TID is returned to the tax rolls of the overlying taxing jurisdictions. While the TID exists, the tax collections for each overlying jurisdiction are limited to the base value of the TID parcels. After termination of the TID, all of the overlying taxing jurisdictions share in a much larger tax base. Ideally this means that rates can be lowered to generate the same amount of revenue for the jurisdiction.

City of La Crosse Tax Incremental Districts

	Expenditure Period Deadline	TID Closure Date
TID 10 - Park Plaza	6/24/2025	6/12/2030
TID 11 - Gateway Redevelopment	10/12/2026	10/12/2031
TID 12 - Three Rivers Plaza	7/14/2027	7/14/2032
TID 13 - Kwik Trip	5/11/2021	5/11/2026
TID 14 - Gundersen Lutheran	8/24/2021	8/24/2026
TID 15 - Chart	8/8/2028	8/8/2033
TID 16 - LIPCO/Trane Plant 6	6/12/2029	6/12/2034
TID 17 - Lot C Downtown	9/28/2030	9/28/2035
TID 18 – River Point District	7/9/2042	7/9/2047
TID 19 – Kmart	7/9/2042	7/9/2047
TID 20 – Bridgeview Plaza	7/9/2042	7/9/2047

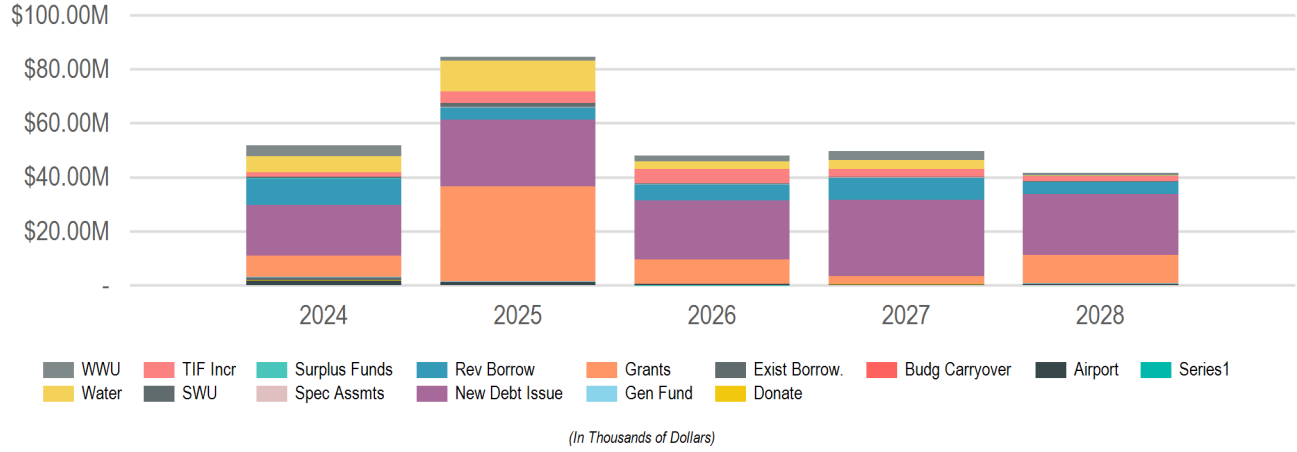


Totals by Funding Source

2024 Total Funding
\$51,801,918

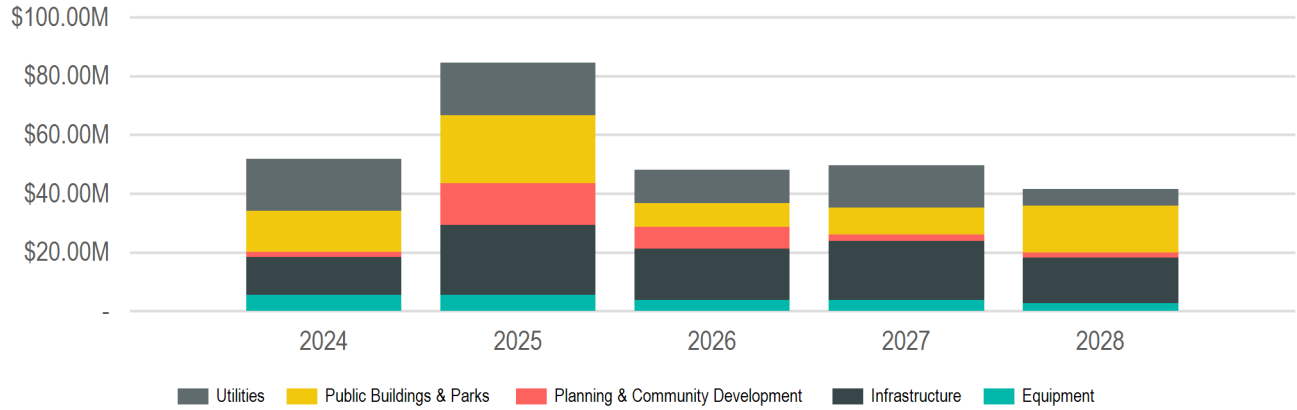
2024 New Borrowing
\$28,519,918

2024 City Funded
\$43,784,918



Source	2024	2025	2026	2027	2028	Total
Borrowing	\$28,519,918	\$29,356,933	\$27,805,300	\$36,490,200	\$27,011,400	\$149,183,751
New Debt Issue	\$18,788,918	\$24,697,233	\$21,707,300	\$28,235,000	\$22,694,000	\$116,122,451
Revenue Bonds/Notes	\$9,731,000	\$4,659,700	\$6,098,000	\$8,255,200	\$4,317,400	\$33,061,300
<i>Parking Utility</i>	\$850,000	-	-	-	-	\$850,000
<i>Sanitary Sewer Utility</i>	\$2,659,000	\$1,223,400	\$1,094,000	\$3,593,800	\$198,000	\$8,768,200
<i>Storm Water Utility</i>	\$5,343,000	\$2,078,500	\$2,149,000	\$3,959,000	\$3,914,400	\$17,443,900
<i>Water Utility</i>	\$879,000	\$1,357,800	\$2,855,000	\$702,400	\$205,000	\$5,999,200
Donations & Outside Funding	\$225,000	-	-	\$250,000	-	\$475,000
Donations	\$225,000	-	-	\$250,000	-	\$475,000
Grants & Other Intergovernmental	\$7,792,000	\$35,077,050	\$8,942,323	\$2,868,375	\$10,454,661	\$65,134,409
Federal	\$7,365,000	\$31,420,000	\$6,286,650	\$2,700,000	\$9,845,000	\$57,616,650
Local	\$15,000	\$16,050	\$17,173	\$18,375	\$19,661	\$86,259
State	\$412,000	\$3,641,000	\$2,638,500	\$150,000	\$590,000	\$7,431,500
Operating Funds	\$12,073,000	\$15,878,715	\$5,890,250	\$7,134,000	\$2,101,644	\$43,077,609
Enterprise/Utility Funds	\$12,013,000	\$15,808,500	\$5,890,250	\$7,134,000	\$2,066,500	\$42,912,250
<i>Airport Operating Funds</i>	\$1,515,000	\$560,000	\$550,250	\$159,000	\$589,500	\$3,373,750
<i>Passenger Facility Charges</i>	\$190,000	\$800,000	\$5,000	\$120,000	\$95,000	\$1,210,000
<i>Sanitary Sewer Utility Funds</i>	\$3,976,000	\$1,337,000	\$2,160,000	\$3,320,000	\$932,000	\$11,725,000
<i>Storm Water Utility Funds</i>	\$425,000	\$1,549,500	\$340,000	\$150,000	\$250,000	\$2,714,500
<i>Water Utility Funds</i>	\$5,907,000	\$11,562,000	\$2,835,000	\$3,385,000	\$200,000	\$23,889,000
General Fund	\$60,000	\$70,215	-	-	\$35,144	\$165,359
<i>Streets Operating Budget</i>	\$60,000	\$70,215	-	-	\$35,144	\$165,359
Other	\$1,260,000	-	-	-	-	\$1,260,000
Existing Borrowing Funds	\$1,230,000	-	-	-	-	\$1,230,000
La Crosse Center Surplus Funds	\$30,000	-	-	-	-	\$30,000
Special Funds	-	-	\$70,000	-	-	\$70,000
GREEN ISLAND LAND	-	-	\$70,000	-	-	\$70,000
Taxation	\$1,932,000	\$4,245,167	\$5,274,000	\$2,879,000	\$1,933,000	\$16,263,167
Special Assessments	\$120,000	\$120,000	\$120,000	\$120,000	-	\$480,000
TIF Increment	\$1,812,000	\$4,125,167	\$5,154,000	\$2,759,000	\$1,933,000	\$15,783,167
10 - Park Plaza	\$200,000	-	-	-	-	\$200,000
11 - Gateway Redevelopment	\$714,000	\$1,800,000	\$1,090,000	\$500,000	\$1,000,000	\$5,104,000
15 - Chart	\$648,000	\$474,667	-	-	-	\$1,122,667
16 - LIPCO/Trane Plant 6	\$250,000	\$175,000	\$264,000	\$759,000	-	\$1,448,000
17 - Lot C Downtown	-	-	-	\$1,000,000	\$500,000	\$1,500,000
18 - River Point District	-	\$1,675,500	\$3,800,000	\$500,000	\$433,000	\$6,408,500
<i>New Borrowing Sub-Total</i>	\$28,519,918	\$29,356,933	\$27,805,300	\$36,490,200	\$27,011,400	\$149,183,751
<i>City Funded Sub-Total</i>	\$43,784,918	\$49,480,815	\$39,039,550	\$46,503,200	\$31,046,044	\$209,854,527
<i>Non-City Funded Sub-Total</i>	\$8,017,000	\$35,077,050	\$8,942,323	\$3,118,375	\$10,454,661	\$65,609,409
	\$51,801,918	\$84,557,865	\$47,981,873	\$49,621,575	\$41,500,705	\$275,463,936

Totals by Expenditure Category



(In Thousands of Dollars)

Category	2024	2025	2026	2027	2028	Total
Equipment	\$5,444,218	\$5,581,550	\$3,690,173	\$3,809,375	\$2,565,161	\$21,090,477
Equipment and Tools	\$1,821,000	\$609,500	\$551,000	\$958,000	\$197,000	\$4,136,500
Technology Hardware and Software	\$934,000	\$1,747,050	\$1,563,173	\$1,327,375	\$1,080,661	\$6,652,259
Vehicles and Attachments	\$2,689,218	\$3,225,000	\$1,576,000	\$1,524,000	\$1,287,500	\$10,301,718
Infrastructure	\$12,968,000	\$23,601,315	\$17,474,000	\$19,988,000	\$15,615,144	\$89,646,459
Alleys	\$50,000	\$50,000	\$50,000	\$50,000	\$185,000	\$385,000
Bridges	\$305,000	\$325,000	\$697,000	\$25,000	-	\$1,352,000
Fiber & Telecommunications	\$95,000	\$95,000	\$95,000	\$95,000	\$95,000	\$475,000
Harbors, Docks and Waterways	\$1,000,000	\$1,200,000	\$1,200,000	-	-	\$3,400,000
Special Projects	\$150,000	\$150,000	-	-	\$4,000,000	\$4,300,000
Streets	\$10,398,000	\$21,561,315	\$14,012,000	\$18,523,000	\$10,060,144	\$74,554,459
<i>Bicycle and Pedestrian Improvements</i>	\$470,000	\$635,000	\$235,000	\$245,000	\$125,000	\$1,710,000
<i>Street Improvements</i>	\$515,000	\$650,000	\$650,000	\$700,000	\$619,000	\$3,134,000
<i>Total Street Reconstruction</i>	\$8,993,000	\$19,076,315	\$12,027,000	\$16,478,000	\$8,116,144	\$64,690,459
<i>Traffic Signals</i>	\$420,000	\$1,200,000	\$1,100,000	\$1,100,000	\$1,200,000	\$5,020,000
Streetscaping	\$970,000	\$220,000	\$1,420,000	\$1,295,000	\$1,275,000	\$5,180,000
<i>Street Lighting</i>	\$120,000	\$120,000	\$1,320,000	\$1,195,000	\$1,275,000	\$4,030,000
<i>Streetscaping</i>	\$850,000	\$100,000	\$100,000	\$100,000	-	\$1,150,000
Planning & Community Development	\$1,641,700	\$14,285,300	\$7,395,700	\$2,150,000	\$1,650,000	\$27,122,700
Economic Development	\$100,000	\$12,300,000	\$1,600,000	-	-	\$14,000,000
<i>Façade Renovation</i>	\$100,000	\$100,000	\$100,000	-	-	\$300,000
<i>Other</i>	-	\$11,200,000	\$1,500,000	-	-	\$12,700,000
<i>Property and Land Acquisition</i>	-	\$1,000,000	-	-	-	\$1,000,000
Miscellaneous	\$716,700	\$1,285,300	\$5,295,700	\$150,000	\$150,000	\$7,597,700
Neighborhoods	\$825,000	\$700,000	\$500,000	\$2,000,000	\$1,500,000	\$5,525,000
Public Buildings & Parks	\$13,925,000	\$23,060,000	\$8,144,000	\$9,149,000	\$16,028,000	\$70,306,000
Airport	\$8,110,000	\$9,960,000	\$3,314,000	\$3,064,000	\$10,368,000	\$34,816,000
<i>Other Buildings</i>	\$1,620,000	\$450,000	\$100,000	\$2,430,000	\$550,000	\$5,150,000
<i>Runways and Taxiways</i>	\$5,380,000	\$8,550,000	\$2,150,000	\$570,000	\$9,750,000	\$26,400,000
<i>Terminal</i>	\$1,110,000	\$960,000	\$1,064,000	\$64,000	\$68,000	\$3,266,000
Parking Utility	\$850,000	-	-	-	-	\$850,000
Parks	\$3,180,000	\$1,100,000	\$3,870,000	\$500,000	-	\$8,650,000
<i>Aquatics Facilities</i>	\$425,000	\$450,000	-	-	-	\$875,000
<i>Boat Docks</i>	-	-	\$3,300,000	-	-	\$3,300,000
<i>General Improvements</i>	\$790,000	\$100,000	-	-	-	\$890,000
<i>Recreation Facilities</i>	\$1,000,000	\$500,000	\$500,000	\$500,000	-	\$2,500,000
<i>Sports Facilities</i>	-	-	\$70,000	-	-	\$70,000
<i>Trails</i>	\$965,000	\$50,000	-	-	-	\$1,015,000
Police & Fire Stations	-	-	-	\$4,500,000	\$4,500,000	\$9,000,000
<i>Fire Stations</i>	-	-	-	\$4,500,000	\$4,500,000	\$9,000,000
Public Buildings	\$1,785,000	\$12,000,000	\$960,000	\$1,085,000	\$1,160,000	\$16,990,000
<i>City Hall</i>	\$285,000	-	\$600,000	\$550,000	\$100,000	\$1,535,000
<i>La Crosse Center Facility</i>	\$700,000	-	\$360,000	\$110,000	\$310,000	\$1,480,000
<i>Library</i>	-	-	-	\$425,000	\$750,000	\$1,175,000
<i>Municipal Service Center</i>	\$800,000	\$12,000,000	-	-	-	\$12,800,000

Summary - Expenditure Category

Category	2024	2025	2026	2027	2028	Total
Utilities	\$17,823,000	\$18,029,700	\$11,278,000	\$14,525,200	\$5,642,400	\$67,298,300
Sanitary Sewer/Wastewater	\$5,909,000	\$2,398,400	\$3,254,000	\$6,493,800	\$1,098,000	\$19,153,200
<i>Lift Stations</i>	\$100,000	\$600,000	\$1,410,000	\$100,000	\$300,000	\$2,510,000
<i>Other</i>	\$1,750,000	-	-	-	-	\$1,750,000
<i>Sanitary Sewer Mains</i>	\$4,059,000	\$1,298,400	\$1,694,000	\$1,193,800	\$798,000	\$9,043,200
<i>Wastewater Treatment Plant</i>	-	\$500,000	\$150,000	\$5,200,000	-	\$5,850,000
Storm Sewer/Stormwater	\$5,543,000	\$2,953,500	\$2,449,000	\$4,109,000	\$4,164,400	\$19,218,900
<i>Lift Stations</i>	-	\$600,000	-	\$800,000	-	\$1,400,000
<i>Other</i>	\$100,000	\$50,000	\$50,000	\$100,000	\$150,000	\$450,000
<i>Storm Sewer Mains</i>	\$5,443,000	\$2,303,500	\$2,399,000	\$3,209,000	\$4,014,400	\$17,368,900
Water	\$6,371,000	\$12,677,800	\$5,575,000	\$3,922,400	\$380,000	\$28,926,200
<i>Watermains</i>	\$1,151,000	\$7,507,800	\$2,955,000	\$3,802,400	\$305,000	\$15,721,200
<i>Wells, Pumphouses and Reservoir</i>	\$5,220,000	\$5,170,000	\$2,620,000	\$120,000	\$75,000	\$13,205,000

Buildings & Grounds

2024 Total Funding

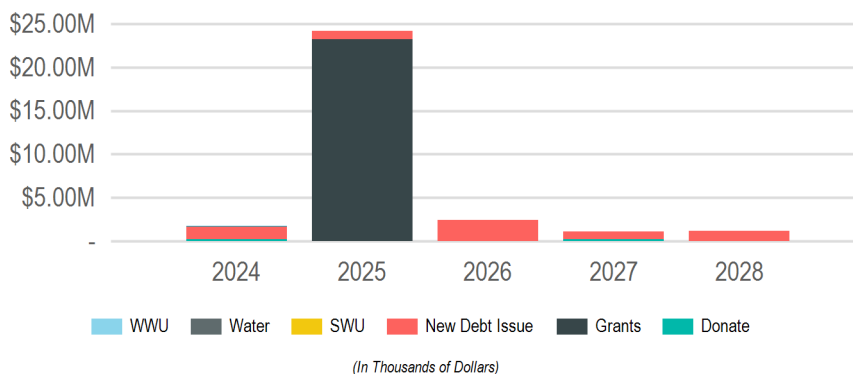
\$1,785,000

2024 New Borrowing

\$1,425,000

2024 City Funded

\$1,560,000



Sub Groups

Sub Group	2024	2025	2026	2027	2028	Total
City Hall	\$135,000	-	\$600,000	\$550,000	\$100,000	\$1,385,000
La Crosse Center	\$700,000	-	\$360,000	\$110,000	\$310,000	\$1,480,000
Library	-	-	-	\$425,000	\$750,000	\$1,175,000
Municipal Service Center	\$800,000	\$12,000,000	-	-	-	\$12,800,000
Others	\$150,000	\$12,200,000	\$1,500,000	-	-	\$13,850,000
	\$1,785,000	\$24,200,000	\$2,460,000	\$1,085,000	\$1,160,000	\$30,690,000

Funding Sources

Source	2024	2025	2026	2027	2028	Total
Borrowing	\$1,425,000	\$1,000,000	\$2,460,000	\$835,000	\$1,160,000	\$6,880,000
New Debt Issue	\$1,425,000	\$1,000,000	\$2,460,000	\$835,000	\$1,160,000	\$6,880,000
Donations & Outside Funding	\$225,000	-	-	\$250,000	-	\$475,000
Donations	\$225,000	-	-	\$250,000	-	\$475,000
Grants & Other Intergovernmental	-	\$23,200,000	-	-	-	\$23,200,000
Federal	-	\$23,200,000	-	-	-	\$23,200,000
Operating Funds	\$135,000	-	-	-	-	\$135,000
Enterprise/Utility Funds	\$135,000	-	-	-	-	\$135,000
	\$1,785,000	\$24,200,000	\$2,460,000	\$1,085,000	\$1,160,000	\$30,690,000

City Hall

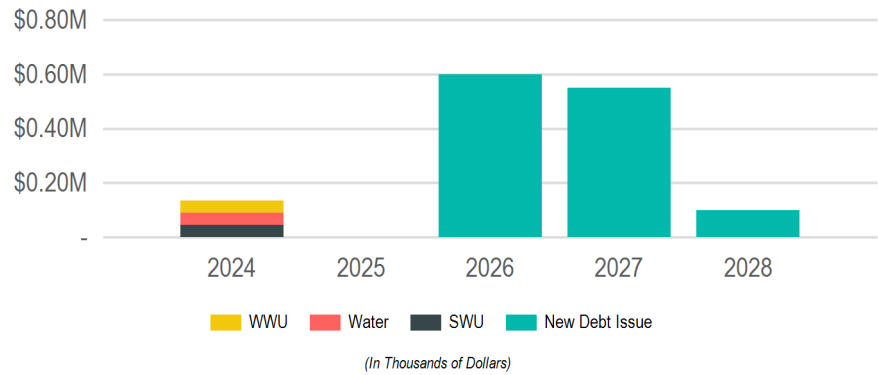
2024 Total Funding

\$135,000

2024 New Borrowing

2024 City Funded

\$135,000



Funding Sources

Source	2024	2025	2026	2027	2028	Total
Borrowing	-	-	\$600,000	\$550,000	\$100,000	\$1,250,000
New Debt Issue	-	-	\$600,000	\$550,000	\$100,000	\$1,250,000
Operating Funds	\$135,000	-	-	-	-	\$135,000
Enterprise/Utility Funds	\$135,000	-	-	-	-	\$135,000
	\$135,000	-	\$600,000	\$550,000	\$100,000	\$1,385,000

Requests

Funding Source	Past	2024	2025	2026	2027	2028	Total
[810]: Remodel Utility Office at City Hall							
<i>Sanitary Sewer Utility; Stormwater Utility; Water Utility</i>							
Operating - Sanitary Sewer Utility Funds	-	\$45,000	-	-	-	-	\$45,000
Operating - Storm Water Utility Funds	-	\$45,000	-	-	-	-	\$45,000
Operating - Water Utility Funds	-	\$45,000	-	-	-	-	\$45,000
	-	\$135,000	-	-	-	-	\$135,000
[562]: City Hall Air Handler Replacement							
<i>Grounds and Buildings</i>							
Borrowing - New Debt Issue	-	-	-	\$450,000	\$450,000	-	\$900,000
	-	-	-	\$450,000	\$450,000	-	\$900,000
[561]: City Hall Plumbing Repairs/Bathroom Remodel							
<i>Grounds and Buildings</i>							
Borrowing - New Debt Issue	\$200,000	-	-	\$100,000	\$100,000	\$100,000	\$500,000
	\$200,000	-	-	\$100,000	\$100,000	\$100,000	\$500,000
[542]: Interior Building Networking Cable Replacement							
<i>Information Technology</i>							
Borrowing - New Debt Issue	\$125,000	-	-	\$50,000	-	-	\$175,000
	\$125,000	-	-	\$50,000	-	-	\$175,000

La Crosse Center

2024 Total Funding

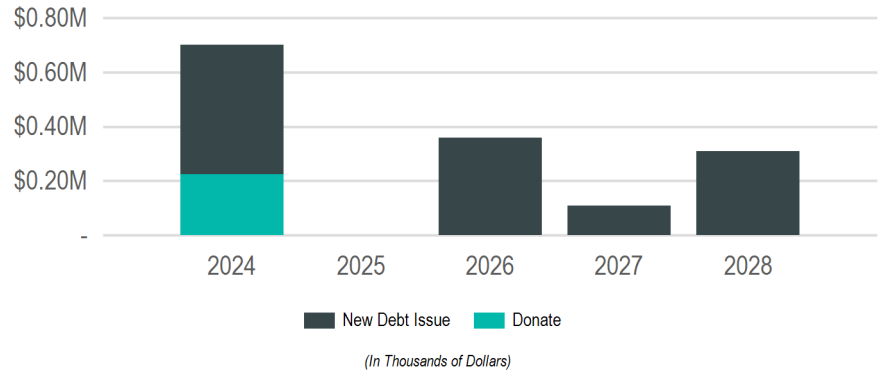
\$700,000

2024 New Borrowing

\$475,000

2024 City Funded

\$475,000



Funding Sources

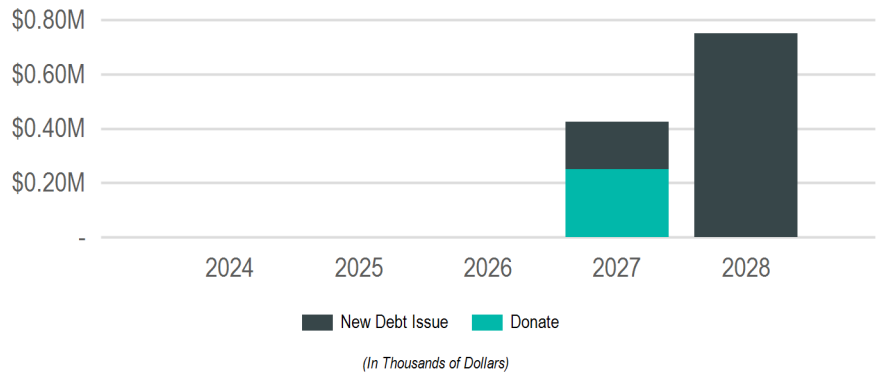
Source	2024	2025	2026	2027	2028	Total
Borrowing	\$475,000	-	\$360,000	\$110,000	\$310,000	\$1,255,000
New Debt Issue	\$475,000	-	\$360,000	\$110,000	\$310,000	\$1,255,000
Donations & Outside Funding	\$225,000	-	-	-	-	\$225,000
Donations	\$225,000	-	-	-	-	\$225,000
	\$700,000	-	\$360,000	\$110,000	\$310,000	\$1,480,000

Requests

Funding Source	Past	2024	2025	2026	2027	2028	Total
[643]: Roof Replacement for South Hall A and Lobby							
<i>La Crosse Center</i>							
Borrowing - New Debt Issue	-	\$475,000	-	-	-	-	\$475,000
Outside - Donations	-	\$225,000	-	-	-	-	\$225,000
	-	\$700,000	-	-	-	-	\$700,000
[540]: Restroom remodeling in South Facility							
<i>La Crosse Center</i>							
Borrowing - New Debt Issue	-	-	-	\$360,000	-	-	\$360,000
	-	-	-	\$360,000	-	-	\$360,000
[709]: Outside Doors in South Hall and Production							
<i>La Crosse Center</i>							
Borrowing - New Debt Issue	-	-	-	-	\$110,000	-	\$110,000
	-	-	-	-	\$110,000	-	\$110,000
[865]: Freight Elevator Upgrade							
<i>La Crosse Center</i>							
Borrowing - New Debt Issue	-	-	-	-	-	\$185,000	\$185,000
	-	-	-	-	-	\$185,000	\$185,000
[861]: Replacement of Kitchen Flooring							
<i>La Crosse Center</i>							
Borrowing - New Debt Issue	-	-	-	-	-	\$125,000	\$125,000
	-	-	-	-	-	\$125,000	\$125,000

Library

2024 Total Funding
2024 New Borrowing
2024 City Funded



Funding Sources

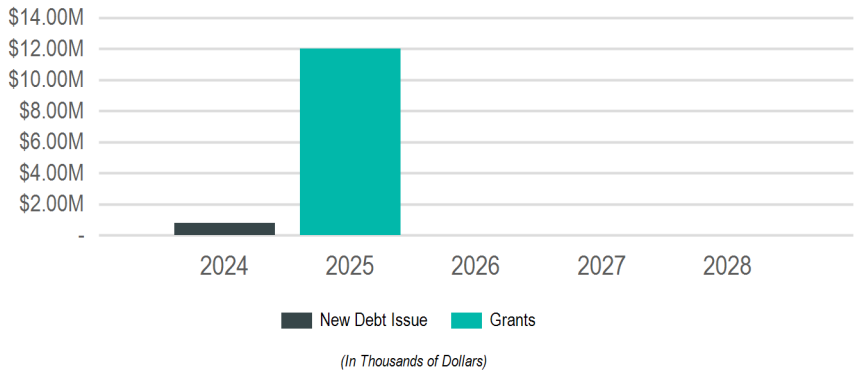
Source	2024	2025	2026	2027	2028	Total
Borrowing	-	-	-	\$175,000	\$750,000	\$925,000
New Debt Issue	-	-	-	\$175,000	\$750,000	\$925,000
Donations & Outside Funding	-	-	-	\$250,000	-	\$250,000
Donations	-	-	-	\$250,000	-	\$250,000
	-	-	-	\$425,000	\$750,000	\$1,175,000

Requests

Funding Source	Past	2024	2025	2026	2027	2028	Total
[467]: Main Branch Library Main Hall Remodel							
<i>Library</i>							
Borrowing - New Debt Issue	\$75,000	-	-	-	\$175,000	-	\$250,000
Outside - Donations	\$52,464	-	-	-	\$250,000	-	\$302,464
	\$127,464	-	-	-	\$425,000	-	\$552,464
[466]: South Community Library Remodel							
<i>Library</i>							
Borrowing - New Debt Issue	\$500,000	-	-	-	-	\$750,000	\$1,250,000
	\$500,000	-	-	-	-	\$750,000	\$1,250,000

Municipal Service Center

2024 Total Funding
\$800,000
2024 New Borrowing
\$800,000
2024 City Funded
\$800,000



Funding Sources

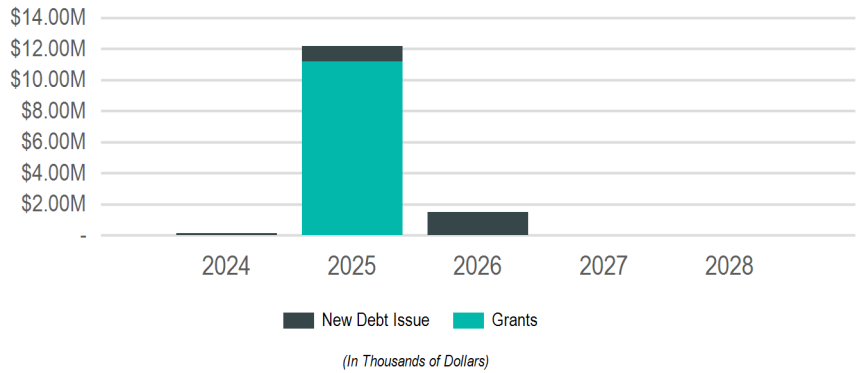
Source	2024	2025	2026	2027	2028	Total
Borrowing	\$800,000	-	-	-	-	\$800,000
New Debt Issue	\$800,000	-	-	-	-	\$800,000
Grants & Other Intergovernmental	-	\$12,000,000	-	-	-	\$12,000,000
Federal	-	\$12,000,000	-	-	-	\$12,000,000
	\$800,000	\$12,000,000	-	-	-	\$12,800,000

Requests

Funding Source	Past	2024	2025	2026	2027	2028	Total
[825]: Municipal Services Center - Brine Tank Addition							
<i>Streets</i>							
Borrowing - New Debt Issue	\$50,000	\$800,000	-	-	-	-	\$850,000
	\$50,000	\$800,000	-	-	-	-	\$850,000
[899]: New Transit Facility							
<i>Municipal Transit Utility</i>							
Grants - Federal	-	-	\$12,000,000	-	-	-	\$12,000,000
	-	-	\$12,000,000	-	-	-	\$12,000,000

Others

2024 Total Funding
\$150,000
2024 New Borrowing
\$150,000
2024 City Funded
\$150,000



Funding Sources

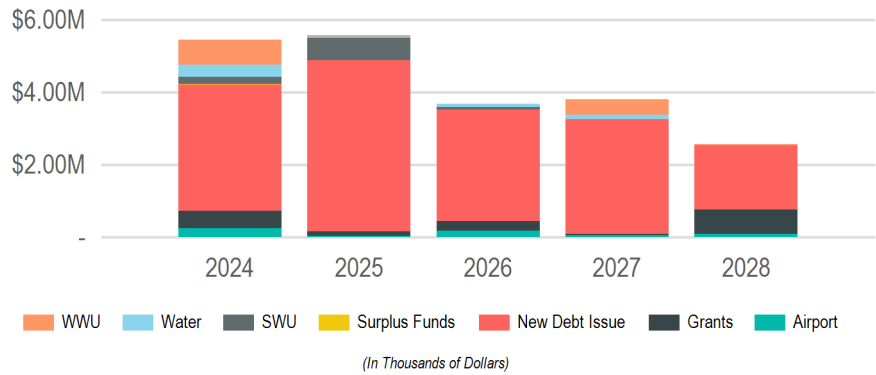
Source	2024	2025	2026	2027	2028	Total
Borrowing	\$150,000	\$1,000,000	\$1,500,000	-	-	\$2,650,000
New Debt Issue	\$150,000	\$1,000,000	\$1,500,000	-	-	\$2,650,000
Grants & Other Intergovernmental	-	\$11,200,000	-	-	-	\$11,200,000
Federal	-	\$11,200,000	-	-	-	\$11,200,000
	\$150,000	\$12,200,000	\$1,500,000	-	-	\$13,850,000

Requests

Funding Source	Past	2024	2025	2026	2027	2028	Total
[766]: Security Infrastructure Update							
<i>Grounds and Buildings</i>							
Borrowing - New Debt Issue	-	\$150,000	-	-	-	-	\$150,000
	-	\$150,000	-	-	-	-	\$150,000
[656]: Public Market							
<i>Planning and Development</i>							
Borrowing - New Debt Issue	-	-	\$1,000,000	\$1,500,000	-	-	\$2,500,000
Grants - Federal	-	-	\$11,200,000	-	-	-	\$11,200,000
	-	-	\$12,200,000	\$1,500,000	-	-	\$13,700,000

Capital Equipment

2024 Total Funding
\$5,444,218
2024 New Borrowing
\$3,486,218
2024 City Funded
\$4,967,218



Departments

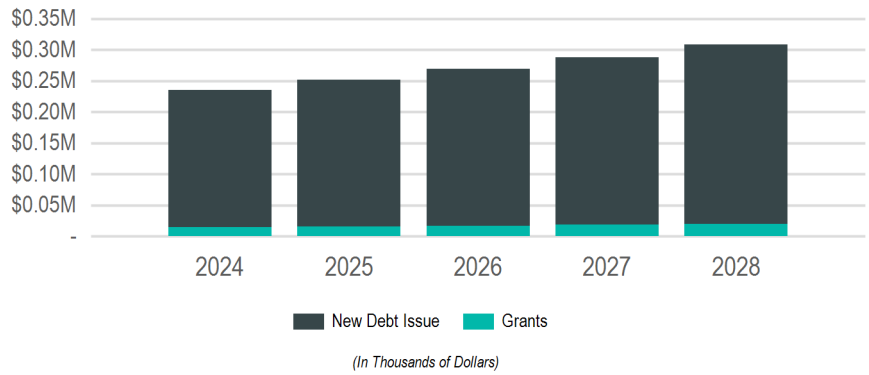
Department	2024	2025	2026	2027	2028	Total
General Government	\$3,553,218	\$4,737,550	\$3,100,173	\$3,184,375	\$1,781,661	\$16,356,977
Citywide	\$235,000	\$252,050	\$269,173	\$288,375	\$308,661	\$1,353,259
Fire	\$897,000	\$1,086,500	\$174,000	\$177,000	\$80,000	\$2,414,500
Information Technology	\$699,000	\$1,450,000	\$1,219,000	\$1,039,000	\$547,000	\$4,954,000
La Crosse Center	\$30,000	\$211,000	\$130,000	\$185,000	\$225,000	\$781,000
Library	-	\$525,000	-	-	-	\$525,000
Parks, Recreation and Forestry	\$240,000	\$350,000	\$268,000	\$400,000	\$295,000	\$1,553,000
Police	\$20,000	\$20,000	\$20,000	\$20,000	\$20,000	\$100,000
Refuse and Recycling	\$85,218	\$105,000	\$106,000	\$96,000	\$70,000	\$462,218
Streets	\$1,347,000	\$738,000	\$914,000	\$979,000	\$236,000	\$4,214,000
Enterprise Funds	\$1,891,000	\$844,000	\$590,000	\$625,000	\$783,500	\$4,733,500
Airport	\$685,000	\$150,000	\$430,000	\$65,000	\$751,500	\$2,081,500
Sanitary Sewer Utility	\$681,000	\$42,000	-	\$420,000	\$32,000	\$1,175,000
Stormwater Utility	\$180,000	\$615,000	\$70,000	-	-	\$865,000
Water Utility	\$345,000	\$37,000	\$90,000	\$140,000	-	\$612,000
Total	\$5,444,218	\$5,581,550	\$3,690,173	\$3,809,375	\$2,565,161	\$21,090,477

Funding Sources

Source	2024	2025	2026	2027	2028	Total
Borrowing	\$3,486,218	\$4,721,500	\$3,083,000	\$3,166,000	\$1,762,000	\$16,218,718
New Debt Issue	\$3,486,218	\$4,721,500	\$3,083,000	\$3,166,000	\$1,762,000	\$16,218,718
Grants & Other Intergovernmental	\$477,000	\$136,050	\$268,423	\$18,375	\$684,661	\$1,584,509
Federal	\$440,000	\$120,000	\$251,250	-	\$665,000	\$1,476,250
Local	\$15,000	\$16,050	\$17,173	\$18,375	\$19,661	\$86,259
State	\$22,000	-	-	-	-	\$22,000
Operating Funds	\$1,451,000	\$724,000	\$338,750	\$625,000	\$118,500	\$3,257,250
Enterprise/Utility Funds	\$1,451,000	\$724,000	\$338,750	\$625,000	\$118,500	\$3,257,250
Other	\$30,000	-	-	-	-	\$30,000
La Crosse Center Surplus Funds	\$30,000	-	-	-	-	\$30,000
Total	\$5,444,218	\$5,581,550	\$3,690,173	\$3,809,375	\$2,565,161	\$21,090,477

General Government - Citywide

2024 Total Funding
\$235,000
2024 New Borrowing
\$220,000
2024 City Funded
\$220,000



Funding Sources

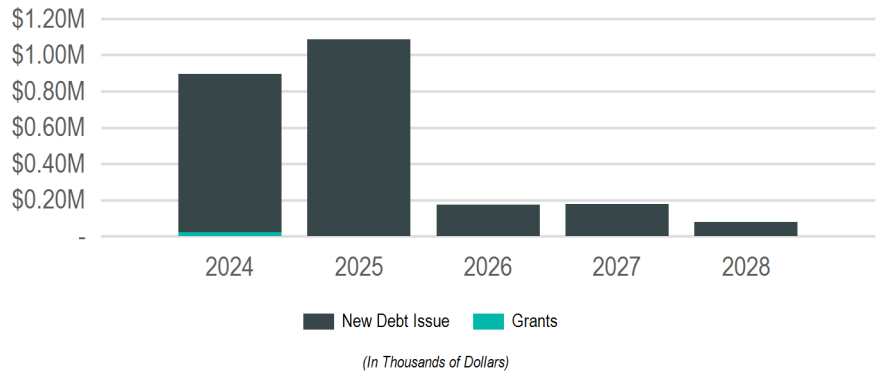
Source	2024	2025	2026	2027	2028	Total
Borrowing	\$220,000	\$236,000	\$252,000	\$270,000	\$289,000	\$1,267,000
New Debt Issue	\$220,000	\$236,000	\$252,000	\$270,000	\$289,000	\$1,267,000
Grants & Other Intergovernmental	\$15,000	\$16,050	\$17,173	\$18,375	\$19,661	\$86,259
Local	\$15,000	\$16,050	\$17,173	\$18,375	\$19,661	\$86,259
	\$235,000	\$252,050	\$269,173	\$288,375	\$308,661	\$1,353,259

Requests

Funding Source	Past	2024	2025	2026	2027	2028	Total
[E275]: P25 Radio System/NICE Logger/SUS/RSUS Service							
<i>Citywide</i>							
Borrowing - New Debt Issue	-	\$220,000	\$236,000	\$252,000	\$270,000	\$289,000	\$1,267,000
Grants - Local	-	\$15,000	\$16,050	\$17,173	\$18,375	\$19,661	\$86,259
	-	\$235,000	\$252,050	\$269,173	\$288,375	\$308,661	\$1,353,259

General Government - Fire

2024 Total Funding
\$897,000
2024 New Borrowing
\$875,000
2024 City Funded
\$875,000



Funding Sources

Source	2024	2025	2026	2027	2028	Total
Borrowing	\$875,000	\$1,086,500	\$174,000	\$177,000	\$80,000	\$2,392,500
New Debt Issue	\$875,000	\$1,086,500	\$174,000	\$177,000	\$80,000	\$2,392,500
Grants & Other Intergovernmental	\$22,000	-	-	-	-	\$22,000
State	\$22,000	-	-	-	-	\$22,000
	\$897,000	\$1,086,500	\$174,000	\$177,000	\$80,000	\$2,414,500

Requests

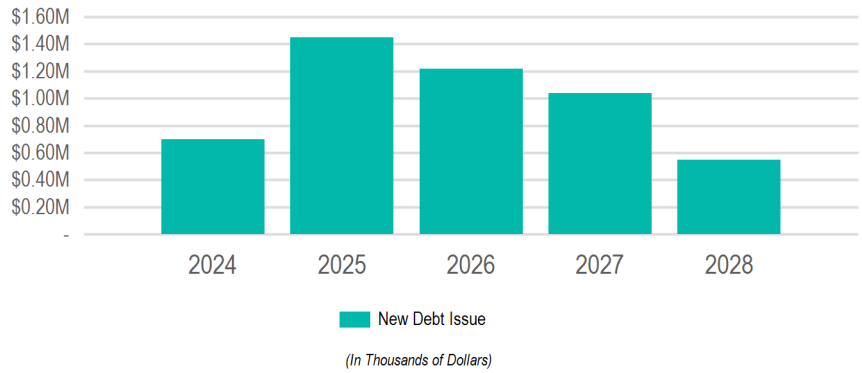
Funding Source	Past	2024	2025	2026	2027	2028	Total
[E375]: Dual band portable radios							
<i>Fire</i>							
Borrowing - New Debt Issue	-	\$800,000	-	-	-	-	\$800,000
	-	\$800,000	-	-	-	-	\$800,000
[E193]: Structural Firefighting Helmets							
<i>Fire</i>							
Borrowing - New Debt Issue	-	\$50,000	-	-	-	-	\$50,000
	-	\$50,000	-	-	-	-	\$50,000
[E376]: Fire Rescue boat							
<i>Fire</i>							
Borrowing - New Debt Issue	-	\$25,000	-	-	-	-	\$25,000
	-	\$25,000	-	-	-	-	\$25,000
[E96]: Advanced Life Support/Basic Life Support Emergency Medical Services Equipment							
<i>Fire</i>							
Borrowing - New Debt Issue	-	-	\$22,000	\$22,000	\$22,000	-	\$66,000
Grants - State	-	\$22,000	-	-	-	-	\$22,000
	-	\$22,000	\$22,000	\$22,000	\$22,000	-	\$88,000
[E263]: Hazardous Materials Team Response Vehicle							
<i>Fire</i>							
Borrowing - New Debt Issue	-	-	\$850,000	-	-	-	\$850,000
	-	-	\$850,000	-	-	-	\$850,000
[E109]: Special Operations Teams and Urban Search and Rescue Response Equipment							
<i>Fire</i>							
Borrowing - New Debt Issue	-	-	\$80,000	\$80,000	\$80,000	\$80,000	\$320,000
	-	-	\$80,000	\$80,000	\$80,000	\$80,000	\$320,000
[E119]: Cardiac Monitors and Associated Equipment							
<i>Fire</i>							
Borrowing - New Debt Issue	-	-	\$65,000	-	-	-	\$65,000
	-	-	\$65,000	-	-	-	\$65,000
[E377]: Vehicle Fire prop							
<i>Fire</i>							
Borrowing - New Debt Issue	-	-	\$49,500	-	-	-	\$49,500
	-	-	\$49,500	-	-	-	\$49,500
[E196]: Thermal Imaging Cameras							
<i>Fire</i>							
Borrowing - New Debt Issue	-	-	\$20,000	-	-	-	\$20,000
	-	-	\$20,000	-	-	-	\$20,000

Requests

Funding Source	Past	2024	2025	2026	2027	2028	Total
[E379]: Conex confined space training Maze							
<i>Fire</i>							
Borrowing - New Debt Issue	-	-	-	\$72,000	-	-	\$72,000
	-	-	-	\$72,000	-	-	\$72,000
[E97]: Training Site - Equipment Improvements and Live Burn Engineering Requirements							
<i>Fire</i>							
Borrowing - New Debt Issue	-	-	-	-	\$50,000	-	\$50,000
	-	-	-	-	\$50,000	-	\$50,000
[E378]: Training Smoke Machines and Mannequins							
<i>Fire</i>							
Borrowing - New Debt Issue	-	-	-	-	\$25,000	-	\$25,000
	-	-	-	-	\$25,000	-	\$25,000

General Government - Information Technology

2024 Total Funding
\$699,000
2024 New Borrowing
\$699,000
2024 City Funded
\$699,000



Funding Sources

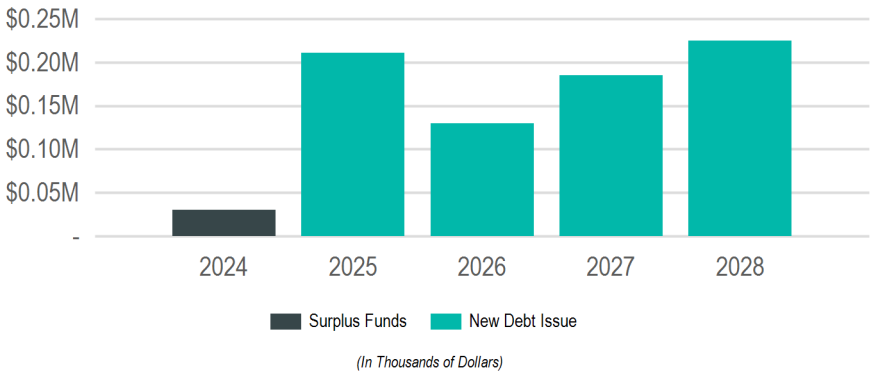
Source	2024	2025	2026	2027	2028	Total
Borrowing	\$699,000	\$1,450,000	\$1,219,000	\$1,039,000	\$547,000	\$4,954,000
New Debt Issue	\$699,000	\$1,450,000	\$1,219,000	\$1,039,000	\$547,000	\$4,954,000
	\$699,000	\$1,450,000	\$1,219,000	\$1,039,000	\$547,000	\$4,954,000

Requests

Funding Source	Past	2024	2025	2026	2027	2028	Total
[E61]: City Technology Upgrades							
<i>Information Technology</i>							
Borrowing - New Debt Issue	-	\$325,000	\$300,000	\$250,000	\$275,000	\$300,000	\$1,450,000
	-	\$325,000	\$300,000	\$250,000	\$275,000	\$300,000	\$1,450,000
[E105]: Networking/Backbone Upgrades							
<i>Information Technology</i>							
Borrowing - New Debt Issue	-	\$284,000	\$1,110,000	\$929,000	\$724,000	\$207,000	\$3,254,000
	-	\$284,000	\$1,110,000	\$929,000	\$724,000	\$207,000	\$3,254,000
[E380]: Mandatory Obsolescence Replacement of Access Control System							
<i>Information Technology</i>							
Borrowing - New Debt Issue	-	\$50,000	-	-	-	-	\$50,000
	-	\$50,000	-	-	-	-	\$50,000
[E101]: Domain Awareness, Building Security and Smart City							
<i>Information Technology</i>							
Borrowing - New Debt Issue	-	\$40,000	\$40,000	\$40,000	\$40,000	\$40,000	\$200,000
	-	\$40,000	\$40,000	\$40,000	\$40,000	\$40,000	\$200,000

General Government - La Crosse Center

2024 Total Funding
\$30,000
2024 New Borrowing
2024 City Funded
\$30,000



Funding Sources

Source	2024	2025	2026	2027	2028	Total
Borrowing	-	\$211,000	\$130,000	\$185,000	\$225,000	\$751,000
New Debt Issue	-	\$211,000	\$130,000	\$185,000	\$225,000	\$751,000
Other	\$30,000	-	-	-	-	\$30,000
La Crosse Center Surplus Funds	\$30,000	-	-	-	-	\$30,000
	\$30,000	\$211,000	\$130,000	\$185,000	\$225,000	\$781,000

Requests

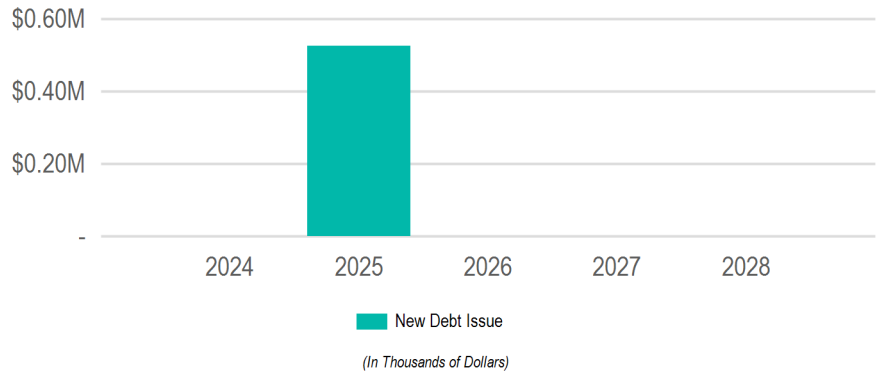
Funding Source	Past	2024	2025	2026	2027	2028	Total
[E348]: Dishes							
<i>La Crosse Center</i>							
Other - La Crosse Center Surplus Funds	-	\$30,000	-	-	-	-	\$30,000
	-	\$30,000	-	-	-	-	\$30,000
[E350]: Medium sized Scrubber							
<i>La Crosse Center</i>							
Borrowing - New Debt Issue	-	-	\$50,000	-	-	-	\$50,000
	-	-	\$50,000	-	-	-	\$50,000
[E352]: Stage Decks and Legs							
<i>La Crosse Center</i>							
Borrowing - New Debt Issue	-	-	\$50,000	-	-	-	\$50,000
	-	-	\$50,000	-	-	-	\$50,000
[E349]: Forklift							
<i>La Crosse Center</i>							
Borrowing - New Debt Issue	-	-	\$45,000	-	-	-	\$45,000
	-	-	\$45,000	-	-	-	\$45,000
[E351]: Tables							
<i>La Crosse Center</i>							
Borrowing - New Debt Issue	-	-	\$36,000	-	-	-	\$36,000
	-	-	\$36,000	-	-	-	\$36,000
[E353]: LED Replacement Bulbs							
<i>La Crosse Center</i>							
Borrowing - New Debt Issue	-	-	\$30,000	-	-	-	\$30,000
	-	-	\$30,000	-	-	-	\$30,000
[E355]: Bobcat Toolcat							
<i>La Crosse Center</i>							
Borrowing - New Debt Issue	-	-	-	\$70,000	-	-	\$70,000
	-	-	-	\$70,000	-	-	\$70,000
[E354]: Scissors lift							
<i>La Crosse Center</i>							
Borrowing - New Debt Issue	-	-	-	\$60,000	-	-	\$60,000
	-	-	-	\$60,000	-	-	\$60,000
[E356]: Horner Basketball Court							
<i>La Crosse Center</i>							
Borrowing - New Debt Issue	-	-	-	-	\$185,000	-	\$185,000
	-	-	-	-	\$185,000	-	\$185,000

Requests

Funding Source	Past	2024	2025	2026	2027	2028	Total
[E357]: 12 x 22 HD Display Board							
<i>La Crosse Center</i>							
Borrowing - New Debt Issue	-	-	-	-	-	\$225,000	\$225,000
	-	-	-	-	-	\$225,000	\$225,000

General Government - Library

2024 Total Funding
2024 New Borrowing
2024 City Funded



Funding Sources

Source	2024	2025	2026	2027	2028	Total
Borrowing	-	\$525,000	-	-	-	\$525,000
New Debt Issue	-	\$525,000	-	-	-	\$525,000
	-	\$525,000	-	-	-	\$525,000

Requests

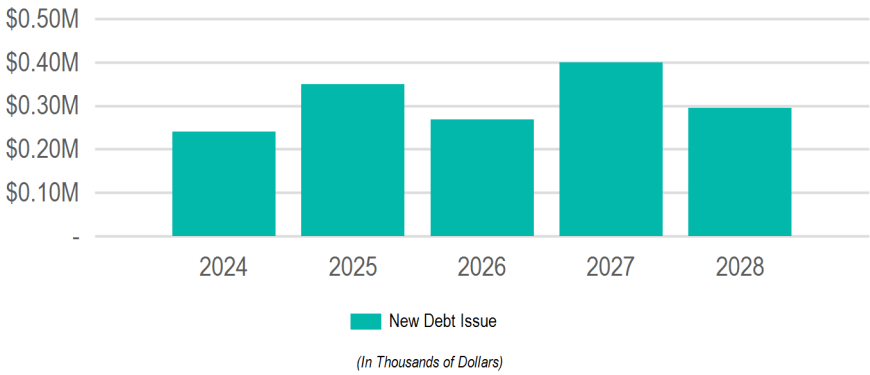
Funding Source	Past	2024	2025	2026	2027	2028	Total
----------------	------	------	------	------	------	------	-------

[E367]: Mobile Library Vehicle - 33' Coach Style

<i>Library</i>							
Borrowing - New Debt Issue	-	-	\$525,000	-	-	-	\$525,000
	-	-	\$525,000	-	-	-	\$525,000

General Government - Parks, Recreation and Forestry

2024 Total Funding
\$240,000
2024 New Borrowing
\$240,000
2024 City Funded
\$240,000



Funding Sources

Source	2024	2025	2026	2027	2028	Total
Borrowing	\$240,000	\$350,000	\$268,000	\$400,000	\$295,000	\$1,553,000
New Debt Issue	\$240,000	\$350,000	\$268,000	\$400,000	\$295,000	\$1,553,000
	\$240,000	\$350,000	\$268,000	\$400,000	\$295,000	\$1,553,000

Requests

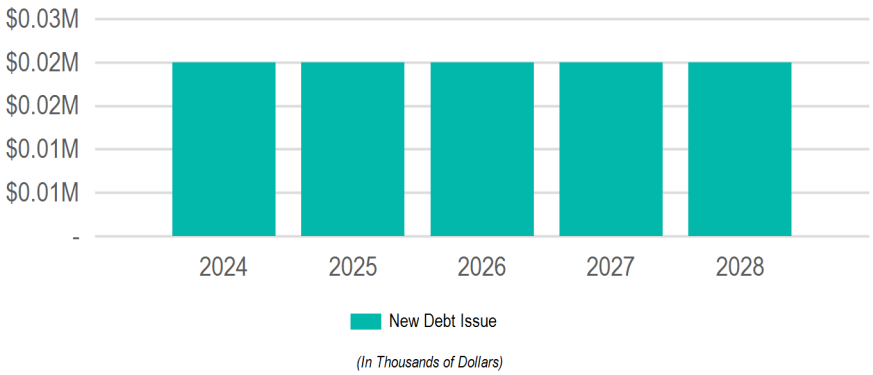
Funding Source	Past	2024	2025	2026	2027	2028	Total
[E237]: Wood Chipper							
<i>Parks, Recreation and Forestry</i>							
Borrowing - New Debt Issue	-	\$75,000	-	-	-	-	\$75,000
	-	\$75,000	-	-	-	-	\$75,000
[E344]: 6' Lawn Mowers							
<i>Parks, Recreation and Forestry</i>							
Borrowing - New Debt Issue	-	\$70,000	-	-	-	-	\$70,000
	-	\$70,000	-	-	-	-	\$70,000
[E241]: Stump Grinder							
<i>Parks, Recreation and Forestry</i>							
Borrowing - New Debt Issue	-	\$40,000	-	-	-	-	\$40,000
	-	\$40,000	-	-	-	-	\$40,000
[E358]: Toro Rough Mower							
<i>Parks, Recreation and Forestry</i>							
Borrowing - New Debt Issue	-	\$40,000	-	-	-	-	\$40,000
	-	\$40,000	-	-	-	-	\$40,000
[E322]: Athletic Field Roller							
<i>Parks, Recreation and Forestry</i>							
Borrowing - New Debt Issue	-	\$15,000	-	-	-	-	\$15,000
	-	\$15,000	-	-	-	-	\$15,000
[E381]: Mecalac 9MWR							
<i>Parks, Recreation and Forestry</i>							
Borrowing - New Debt Issue	-	-	\$240,000	-	-	-	\$240,000
	-	-	\$240,000	-	-	-	\$240,000
[E347]: Copeland Baseball Scoreboard							
<i>Parks, Recreation and Forestry</i>							
Borrowing - New Debt Issue	-	-	\$45,000	-	-	-	\$45,000
	-	-	\$45,000	-	-	-	\$45,000
[E359]: Bullseye Rapid Seeder							
<i>Parks, Recreation and Forestry</i>							
Borrowing - New Debt Issue	-	-	\$35,000	-	-	-	\$35,000
	-	-	\$35,000	-	-	-	\$35,000
[E323]: Aluminum Flagpole							
<i>Parks, Recreation and Forestry</i>							
Borrowing - New Debt Issue	-	-	\$30,000	-	-	-	\$30,000
	-	-	\$30,000	-	-	-	\$30,000

Requests

Funding Source	Past	2024	2025	2026	2027	2028	Total
[E266]: Aerial Lift Truck							
<i>Parks, Recreation and Forestry</i>							
Borrowing - New Debt Issue	-	-	-	\$200,000	-	-	\$200,000
	-	-	-	\$200,000	-	-	\$200,000
[E277]: Sport Bleachers							
<i>Parks, Recreation and Forestry</i>							
Borrowing - New Debt Issue	-	-	-	\$36,000	-	-	\$36,000
	-	-	-	\$36,000	-	-	\$36,000
[E239]: John Deere Turf Gator							
<i>Parks, Recreation and Forestry</i>							
Borrowing - New Debt Issue	-	-	-	\$32,000	-	-	\$32,000
	-	-	-	\$32,000	-	-	\$32,000
[E328]: Zamboni							
<i>Parks, Recreation and Forestry</i>							
Borrowing - New Debt Issue	-	-	-	-	\$150,000	-	\$150,000
	-	-	-	-	\$150,000	-	\$150,000
[E325]: Front End Loader							
<i>Parks, Recreation and Forestry</i>							
Borrowing - New Debt Issue	-	-	-	-	\$120,000	-	\$120,000
	-	-	-	-	\$120,000	-	\$120,000
[E329]: Skid Steer							
<i>Parks, Recreation and Forestry</i>							
Borrowing - New Debt Issue	-	-	-	-	\$70,000	-	\$70,000
	-	-	-	-	\$70,000	-	\$70,000
[E360]: Utility Tractor 50HP							
<i>Parks, Recreation and Forestry</i>							
Borrowing - New Debt Issue	-	-	-	-	\$60,000	-	\$60,000
	-	-	-	-	\$60,000	-	\$60,000
[E345]: Dump Truck							
<i>Parks, Recreation and Forestry</i>							
Borrowing - New Debt Issue	-	-	-	-	-	\$230,000	\$230,000
	-	-	-	-	-	\$230,000	\$230,000
[E361]: Sidewinder Mower							
<i>Parks, Recreation and Forestry</i>							
Borrowing - New Debt Issue	-	-	-	-	-	\$45,000	\$45,000
	-	-	-	-	-	\$45,000	\$45,000
[E346]: Lift Trailer							
<i>Parks, Recreation and Forestry</i>							
Borrowing - New Debt Issue	-	-	-	-	-	\$20,000	\$20,000
	-	-	-	-	-	\$20,000	\$20,000

General Government - Police

2024 Total Funding
\$20,000
2024 New Borrowing
\$20,000
2024 City Funded
\$20,000



Funding Sources

Source	2024	2025	2026	2027	2028	Total
Borrowing	\$20,000	\$20,000	\$20,000	\$20,000	\$20,000	\$100,000
New Debt Issue	\$20,000	\$20,000	\$20,000	\$20,000	\$20,000	\$100,000
	\$20,000	\$20,000	\$20,000	\$20,000	\$20,000	\$100,000

Requests

Funding Source	Past	2024	2025	2026	2027	2028	Total
----------------	------	------	------	------	------	------	-------

[E51]: Bullet Resistant Vests							
<i>Police</i>							
Borrowing - New Debt Issue	-	\$20,000	\$20,000	\$20,000	\$20,000	\$20,000	\$100,000
	-	\$20,000	\$20,000	\$20,000	\$20,000	\$20,000	\$100,000

General Government - Refuse and Recycling

2024 Total Funding

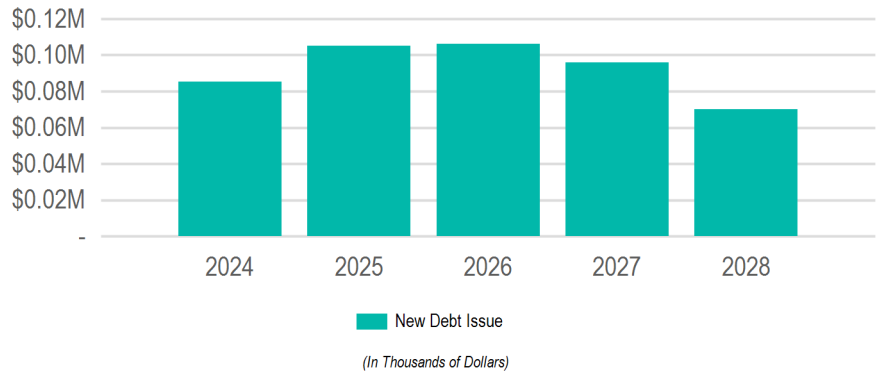
\$85,218

2024 New Borrowing

\$85,218

2024 City Funded

\$85,218



Funding Sources

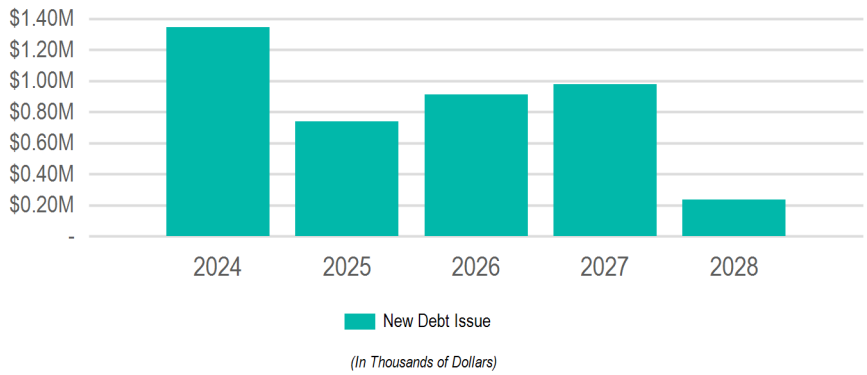
Source	2024	2025	2026	2027	2028	Total
Borrowing	\$85,218	\$105,000	\$106,000	\$96,000	\$70,000	\$462,218
New Debt Issue	\$85,218	\$105,000	\$106,000	\$96,000	\$70,000	\$462,218
	\$85,218	\$105,000	\$106,000	\$96,000	\$70,000	\$462,218

Requests

Funding Source	Past	2024	2025	2026	2027	2028	Total
[E49]: Leaf Vacuum Collector							
<i>Refuse and Recycling</i>							
Borrowing - New Debt Issue	-	\$61,218	\$70,000	\$70,000	\$70,000	\$70,000	\$341,218
	-	\$61,218	\$70,000	\$70,000	\$70,000	\$70,000	\$341,218
[E297]: Compactor Box							
<i>Refuse and Recycling</i>							
Borrowing - New Debt Issue	-	\$14,000	\$25,000	-	\$16,000	-	\$55,000
	-	\$14,000	\$25,000	-	\$16,000	-	\$55,000
[E372]: Leaf Box							
<i>Refuse and Recycling</i>							
Borrowing - New Debt Issue	-	\$10,000	\$10,000	\$10,000	\$10,000	-	\$40,000
	-	\$10,000	\$10,000	\$10,000	\$10,000	-	\$40,000
[E370]: Compactor							
<i>Refuse and Recycling</i>							
Borrowing - New Debt Issue	-	-	-	\$26,000	-	-	\$26,000
	-	-	-	\$26,000	-	-	\$26,000

General Government - Streets

2024 Total Funding
\$1,347,000
2024 New Borrowing
\$1,347,000
2024 City Funded
\$1,347,000



Funding Sources

Source	2024	2025	2026	2027	2028	Total
Borrowing	\$1,347,000	\$738,000	\$914,000	\$979,000	\$236,000	\$4,214,000
New Debt Issue	\$1,347,000	\$738,000	\$914,000	\$979,000	\$236,000	\$4,214,000
	\$1,347,000	\$738,000	\$914,000	\$979,000	\$236,000	\$4,214,000

Requests

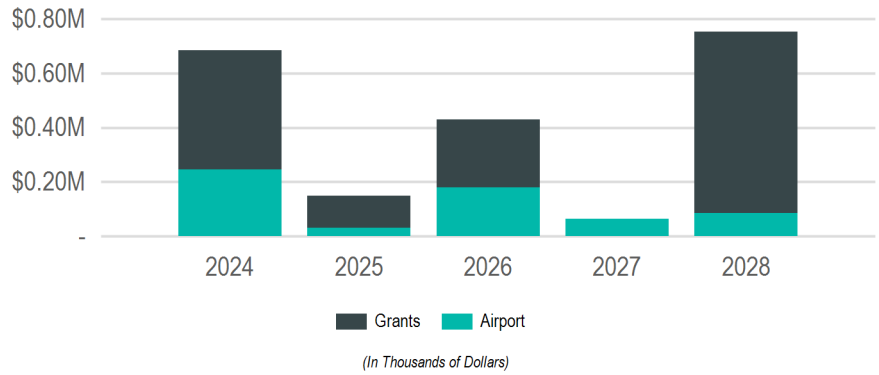
Funding Source	Past	2024	2025	2026	2027	2028	Total
[E92]: Motor Grader							
<i>Streets</i>							
Borrowing - New Debt Issue	-	\$350,000	-	-	\$350,000	-	\$700,000
	-	\$350,000	-	-	\$350,000	-	\$700,000
[E86]: Tandem Axle Dump Truck w/belly plow							
<i>Streets</i>							
Borrowing - New Debt Issue	-	\$243,000	\$243,000	\$243,000	\$243,000	-	\$972,000
	-	\$243,000	\$243,000	\$243,000	\$243,000	-	\$972,000
[E87]: Single Axle Dump Truck w/Plow (Mail Box Cut)							
<i>Streets</i>							
Borrowing - New Debt Issue	-	\$236,000	-	\$236,000	\$236,000	\$236,000	\$944,000
	-	\$236,000	-	\$236,000	\$236,000	\$236,000	\$944,000
[E368]: Trackless Sidewalk Machine							
<i>Streets</i>							
Borrowing - New Debt Issue	-	\$225,000	-	-	-	-	\$225,000
	-	\$225,000	-	-	-	-	\$225,000
[E315]: Brine Making System							
<i>Streets</i>							
Borrowing - New Debt Issue	-	\$150,000	-	-	-	-	\$150,000
	-	\$150,000	-	-	-	-	\$150,000
[E366]: Towable Attenuator							
<i>Streets</i>							
Borrowing - New Debt Issue	-	\$35,000	-	-	-	-	\$35,000
	-	\$35,000	-	-	-	-	\$35,000
[E363]: Miller-En Pac							
<i>Streets</i>							
Borrowing - New Debt Issue	-	\$30,000	-	-	-	-	\$30,000
	-	\$30,000	-	-	-	-	\$30,000
[E365]: Tire Machine & Balancer							
<i>Streets</i>							
Borrowing - New Debt Issue	-	\$30,000	-	-	-	-	\$30,000
	-	\$30,000	-	-	-	-	\$30,000
[E223]: 10' Stainless Steel Spreader w/tanks/controls							
<i>Streets</i>							
Borrowing - New Debt Issue	-	\$28,000	-	-	-	-	\$28,000
	-	\$28,000	-	-	-	-	\$28,000

Requests

Funding Source	Past	2024	2025	2026	2027	2028	Total
[E364]: Crane							
<i>Streets</i>							
Borrowing - New Debt Issue	-	\$20,000	-	-	-	-	\$20,000
	-	\$20,000	-	-	-	-	\$20,000
[E316]: Loader							
<i>Streets</i>							
Borrowing - New Debt Issue	-	-	\$285,000	-	-	-	\$285,000
	-	-	\$285,000	-	-	-	\$285,000
[E91]: Quad Axle Dump Truck							
<i>Streets</i>							
Borrowing - New Debt Issue	-	-	\$210,000	-	-	-	\$210,000
	-	-	\$210,000	-	-	-	\$210,000
[E83]: Pelican Street Sweeper							
<i>Streets</i>							
Borrowing - New Debt Issue	-	-	-	\$291,000	-	-	\$291,000
	-	-	-	\$291,000	-	-	\$291,000
[E317]: Tar Kettle							
<i>Streets</i>							
Borrowing - New Debt Issue	-	-	-	\$74,000	-	-	\$74,000
	-	-	-	\$74,000	-	-	\$74,000
[E318]: Column Lift							
<i>Streets</i>							
Borrowing - New Debt Issue	-	-	-	\$70,000	-	-	\$70,000
	-	-	-	\$70,000	-	-	\$70,000
[E319]: Pavement Roller							
<i>Streets</i>							
Borrowing - New Debt Issue	-	-	-	-	\$150,000	-	\$150,000
	-	-	-	-	\$150,000	-	\$150,000

Enterprise Funds - Airport

2024 Total Funding
\$685,000
2024 New Borrowing
2024 City Funded
\$245,000



Funding Sources

Source	2024	2025	2026	2027	2028	Total
Grants & Other Intergovernmental	\$440,000	\$120,000	\$251,250	-	\$665,000	\$1,476,250
Federal	\$440,000	\$120,000	\$251,250	-	\$665,000	\$1,476,250
Operating Funds	\$245,000	\$30,000	\$178,750	\$65,000	\$86,500	\$605,250
Enterprise/Utility Funds	\$245,000	\$30,000	\$178,750	\$65,000	\$86,500	\$605,250
	\$685,000	\$150,000	\$430,000	\$65,000	\$751,500	\$2,081,500

Requests

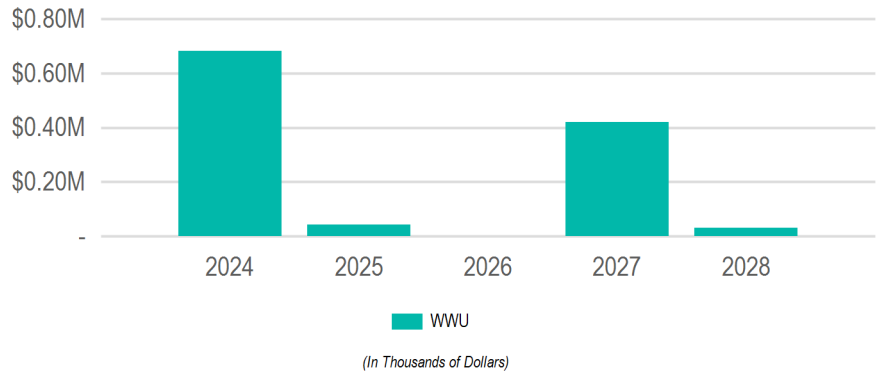
Funding Source	Past	2024	2025	2026	2027	2028	Total
[E162]: Airfield De-Ice/Plow Truck							
<i>Airport</i>							
Grants - Federal	-	\$440,000	-	-	-	-	\$440,000
Operating - Passenger Facility Charges	-	\$110,000	-	-	-	-	\$110,000
	-	\$550,000	-	-	-	-	\$550,000
[E333]: Airfield De-Ice Equipment							
<i>Airport</i>							
Operating - Airport Operating Funds	-	\$85,000	-	-	-	-	\$85,000
	-	\$85,000	-	-	-	-	\$85,000
[E334]: Rotary Cutter							
<i>Airport</i>							
Operating - Airport Operating Funds	-	\$50,000	-	-	-	-	\$50,000
	-	\$50,000	-	-	-	-	\$50,000
[E163]: Tractor							
<i>Airport</i>							
Grants - Federal	-	-	\$120,000	-	-	-	\$120,000
Operating - Airport Operating Funds	-	-	\$30,000	-	-	-	\$30,000
	-	-	\$150,000	-	-	-	\$150,000
[E289]: Sand Truck with Plow							
<i>Airport</i>							
Grants - Federal	-	-	-	\$180,000	-	-	\$180,000
Operating - Airport Operating Funds	-	-	-	\$45,000	-	-	\$45,000
	-	-	-	\$225,000	-	-	\$225,000
[E165]: Information Technology Equipment							
<i>Airport</i>							
Operating - Airport Operating Funds	-	-	-	\$75,000	-	-	\$75,000
	-	-	-	\$75,000	-	-	\$75,000
[E336]: Runway Closure Crosses							
<i>Airport</i>							
Grants - Federal	-	-	-	\$71,250	-	-	\$71,250
Operating - Airport Operating Funds	-	-	-	\$3,750	-	-	\$3,750
	-	-	-	\$75,000	-	-	\$75,000
[E288]: Utility Mower							
<i>Airport</i>							
Operating - Airport Operating Funds	-	-	-	\$55,000	-	-	\$55,000
	-	-	-	\$55,000	-	-	\$55,000

Requests

Funding Source	Past	2024	2025	2026	2027	2028	Total
[E335]: Maintenance Pickup							
<i>Airport</i>							
Operating - Airport Operating Funds	-	-	-	-	\$65,000	-	\$65,000
	-	-	-	-	\$65,000	-	\$65,000
[E374]: Airfield Rotary Snow Plow							
<i>Airport</i>							
Grants - Federal	-	-	-	-	-	\$665,000	\$665,000
Operating - Passenger Facility Charges	-	-	-	-	-	\$35,000	\$35,000
	-	-	-	-	-	\$700,000	\$700,000
[E373]: Mower							
<i>Airport</i>							
Operating - Airport Operating Funds	-	-	-	-	-	\$51,500	\$51,500
	-	-	-	-	-	\$51,500	\$51,500

Enterprise Funds - Sanitary Sewer Utility

2024 Total Funding
\$681,000
2024 New Borrowing
2024 City Funded
\$681,000



Funding Sources

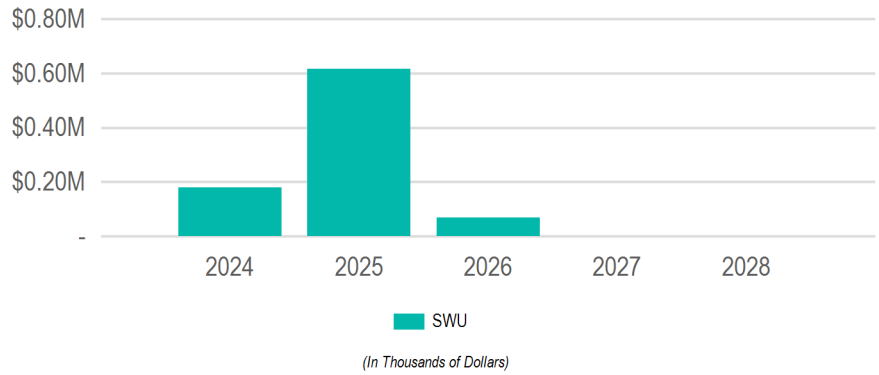
Source	2024	2025	2026	2027	2028	Total
Operating Funds	\$681,000	\$42,000	-	\$420,000	\$32,000	\$1,175,000
Enterprise/Utility Funds	\$681,000	\$42,000	-	\$420,000	\$32,000	\$1,175,000
	\$681,000	\$42,000	-	\$420,000	\$32,000	\$1,175,000

Requests

Funding Source	Past	2024	2025	2026	2027	2028	Total
[E343]: Sewer line combination jetting/vacuum truck							
<i>Sanitary Sewer Utility</i>							
Operating - Sanitary Sewer Utility Funds	-	\$650,000	-	-	-	-	\$650,000
	-	\$650,000	-	-	-	-	\$650,000
[E306]: Lunch room rooftop HVAC							
<i>Sanitary Sewer Utility</i>							
Operating - Sanitary Sewer Utility Funds	-	\$16,000	-	-	-	-	\$16,000
	-	\$16,000	-	-	-	-	\$16,000
[E305]: Rooftop HVAC							
<i>Sanitary Sewer Utility</i>							
Operating - Sanitary Sewer Utility Funds	-	\$15,000	-	-	-	\$15,000	\$30,000
	-	\$15,000	-	-	-	\$15,000	\$30,000
[E304]: Forklift							
<i>Sanitary Sewer Utility</i>							
Operating - Sanitary Sewer Utility Funds	-	-	\$42,000	-	-	-	\$42,000
	-	-	\$42,000	-	-	-	\$42,000
[E309]: Sewer Line Flushing Truck							
<i>Sanitary Sewer Utility</i>							
Operating - Sanitary Sewer Utility Funds	-	-	-	-	\$350,000	-	\$350,000
	-	-	-	-	\$350,000	-	\$350,000
[E308]: Utility Box Truck							
<i>Sanitary Sewer Utility</i>							
Operating - Sanitary Sewer Utility Funds	-	-	-	-	\$70,000	-	\$70,000
	-	-	-	-	\$70,000	-	\$70,000
[E307]: Locker room rooftop HVAC							
<i>Sanitary Sewer Utility</i>							
Operating - Sanitary Sewer Utility Funds	-	-	-	-	-	\$17,000	\$17,000
	-	-	-	-	-	\$17,000	\$17,000

Enterprise Funds - Stormwater Utility

2024 Total Funding
\$180,000
2024 New Borrowing
2024 City Funded
\$180,000



Funding Sources

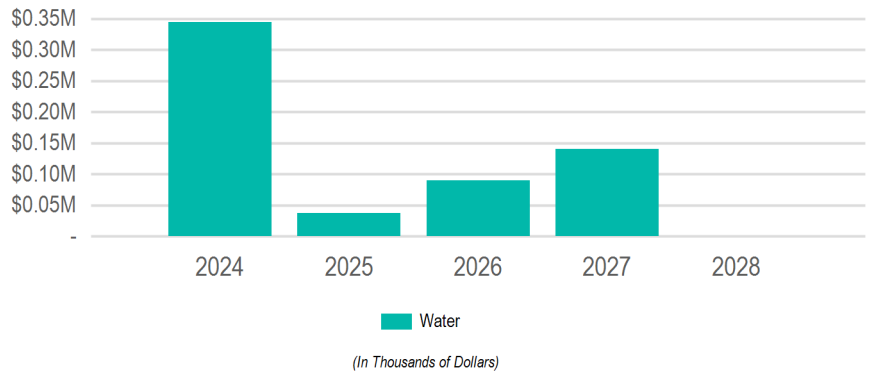
Source	2024	2025	2026	2027	2028	Total
Operating Funds	\$180,000	\$615,000	\$70,000	-	-	\$865,000
Enterprise/Utility Funds	\$180,000	\$615,000	\$70,000	-	-	\$865,000
	\$180,000	\$615,000	\$70,000	-	-	\$865,000

Requests

Funding Source	Past	2024	2025	2026	2027	2028	Total
[E191]: Mini Excavator							
<i>Stormwater Utility</i>							
Operating - Storm Water Utility Funds	-	\$120,000	-	-	-	-	\$120,000
	-	\$120,000	-	-	-	-	\$120,000
[E303]: Self-Priming Storm Water Pump							
<i>Stormwater Utility</i>							
Operating - Storm Water Utility Funds	-	\$60,000	-	\$70,000	-	-	\$130,000
	-	\$60,000	-	\$70,000	-	-	\$130,000
[E264]: Vacuum Truck							
<i>Stormwater Utility</i>							
Operating - Storm Water Utility Funds	-	-	\$440,000	-	-	-	\$440,000
	-	-	\$440,000	-	-	-	\$440,000
[E253]: Dump Truck							
<i>Stormwater Utility</i>							
Operating - Storm Water Utility Funds	-	-	\$175,000	-	-	-	\$175,000
	-	-	\$175,000	-	-	-	\$175,000

Enterprise Funds - Water Utility

2024 Total Funding
\$345,000
2024 New Borrowing
2024 City Funded
\$345,000



Funding Sources

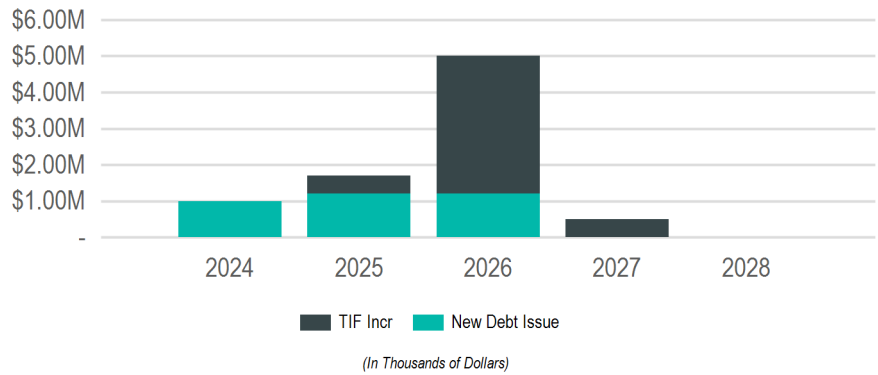
Source	2024	2025	2026	2027	2028	Total
Operating Funds	\$345,000	\$37,000	\$90,000	\$140,000	-	\$612,000
Enterprise/Utility Funds	\$345,000	\$37,000	\$90,000	\$140,000	-	\$612,000
	\$345,000	\$37,000	\$90,000	\$140,000	-	\$612,000

Requests

Funding Source	Past	2024	2025	2026	2027	2028	Total
[E220]: Utility Dump Truck							
<i>Water Utility</i>							
Operating - Water Utility Funds	-	\$150,000	-	-	-	-	\$150,000
	-	\$150,000	-	-	-	-	\$150,000
[E292]: Tractor Loader Backhoe							
<i>Water Utility</i>							
Operating - Water Utility Funds	-	\$150,000	-	-	-	-	\$150,000
	-	\$150,000	-	-	-	-	\$150,000
[E362]: Trailer Lift							
<i>Water Utility</i>							
Operating - Water Utility Funds	-	\$45,000	-	-	-	-	\$45,000
	-	\$45,000	-	-	-	-	\$45,000
[E330]: Truck Mounted Valve Turner							
<i>Water Utility</i>							
Operating - Water Utility Funds	-	-	\$25,000	-	-	-	\$25,000
	-	-	\$25,000	-	-	-	\$25,000
[E331]: Walk Behind Saw							
<i>Water Utility</i>							
Operating - Water Utility Funds	-	-	\$12,000	-	-	-	\$12,000
	-	-	\$12,000	-	-	-	\$12,000
[E295]: Skid Steer Loader							
<i>Water Utility</i>							
Operating - Water Utility Funds	-	-	-	\$75,000	-	-	\$75,000
	-	-	-	\$75,000	-	-	\$75,000
[E296]: Miller Welder #1							
<i>Water Utility</i>							
Operating - Water Utility Funds	-	-	-	\$15,000	-	-	\$15,000
	-	-	-	\$15,000	-	-	\$15,000
[E327]: Dump Truck							
<i>Water Utility</i>							
Operating - Water Utility Funds	-	-	-	-	\$140,000	-	\$140,000
	-	-	-	-	\$140,000	-	\$140,000

Flood Control, Harbors & Waterfront

2024 Total Funding
\$1,000,000
2024 New Borrowing
\$1,000,000
2024 City Funded
\$1,000,000



Funding Sources

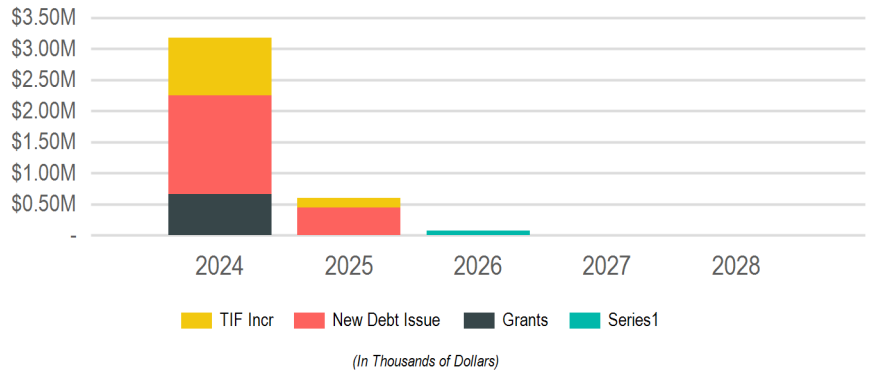
Source	2024	2025	2026	2027	2028	Total
Borrowing	\$1,000,000	\$1,200,000	\$1,200,000	-	-	\$3,400,000
New Debt Issue	\$1,000,000	\$1,200,000	\$1,200,000	-	-	\$3,400,000
Taxation	-	\$500,000	\$3,800,000	\$500,000	-	\$4,800,000
TIF Increment	-	\$500,000	\$3,800,000	\$500,000	-	\$4,800,000
	\$1,000,000	\$1,700,000	\$5,000,000	\$500,000	-	\$8,200,000

Requests

Funding Source	Past	2024	2025	2026	2027	2028	Total
[624]: Flood Levee Rehabilitation							
<i>Engineering</i>							
Borrowing - New Debt Issue	\$600,000	\$1,000,000	\$1,200,000	\$1,200,000	-	-	\$4,000,000
	\$600,000	\$1,000,000	\$1,200,000	\$1,200,000	-	-	\$4,000,000
[555]: River Point District Waterway Development Plan							
<i>Parks, Recreation and Forestry</i>							
Other - TIF Increment - 18	-	-	\$500,000	\$500,000	\$500,000	-	\$1,500,000
	-	-	\$500,000	\$500,000	\$500,000	-	\$1,500,000
[853]: River Point District Marina							
<i>Parks, Recreation and Forestry</i>							
Other - TIF Increment - 18	-	-	-	\$3,300,000	-	-	\$3,300,000
	-	-	-	\$3,300,000	-	-	\$3,300,000

Parks, Recreation & Forestry

2024 Total Funding
\$3,180,000
2024 New Borrowing
\$1,590,000
2024 City Funded
\$2,515,000



Funding Sources

Source	2024	2025	2026	2027	2028	Total
Borrowing	\$1,590,000	\$450,000	-	-	-	\$2,040,000
New Debt Issue	\$1,590,000	\$450,000	-	-	-	\$2,040,000
Grants & Other Intergovernmental	\$665,000	-	-	-	-	\$665,000
Federal	\$625,000	-	-	-	-	\$625,000
State	\$40,000	-	-	-	-	\$40,000
Special Funds	-	-	\$70,000	-	-	\$70,000
GREEN ISLAND LAND	-	-	\$70,000	-	-	\$70,000
Taxation	\$925,000	\$150,000	-	-	-	\$1,075,000
TIF Increment	\$925,000	\$150,000	-	-	-	\$1,075,000
	\$3,180,000	\$600,000	\$70,000	-	-	\$3,850,000

Requests

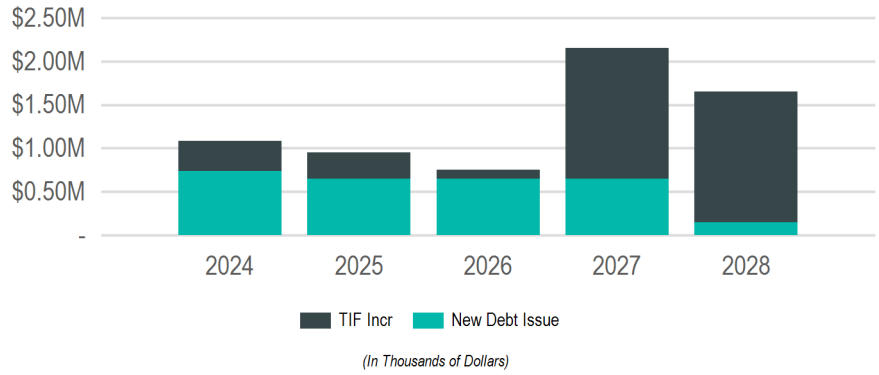
Funding Source	Past	2024	2025	2026	2027	2028	Total
[857]: Grand Crossing Trail Reconstruction							
<i>Parks, Recreation and Forestry</i>							
Borrowing - New Debt Issue	-	\$250,000	-	-	-	-	\$250,000
Grants - Federal	-	\$625,000	-	-	-	-	\$625,000
	-	\$875,000	-	-	-	-	\$875,000
[841]: Badger/Hickey Park Shelter							
<i>Parks, Recreation and Forestry</i>							
Borrowing - New Debt Issue	\$85,000	\$700,000	-	-	-	-	\$785,000
	\$85,000	\$700,000	-	-	-	-	\$785,000
[554]: Northside Community Pool							
<i>Parks, Recreation and Forestry</i>							
Borrowing - New Debt Issue	-	\$425,000	-	-	-	-	\$425,000
	-	\$425,000	-	-	-	-	\$425,000
[848]: Erickson Park Skate Plaza							
<i>Parks, Recreation and Forestry</i>							
Other - TIF Increment - 15	-	\$300,000	-	-	-	-	\$300,000
	-	\$300,000	-	-	-	-	\$300,000
[549]: Riverside Park Site Improvement							
<i>Parks, Recreation and Forestry</i>							
Other - TIF Increment - 11	-	\$275,000	-	-	-	-	\$275,000
	-	\$275,000	-	-	-	-	\$275,000
[773]: Pettibone Parking Lot							
<i>Parks, Recreation and Forestry</i>							
Other - TIF Increment - 10	-	\$200,000	-	-	-	-	\$200,000
	-	\$200,000	-	-	-	-	\$200,000
[771]: Citywide Tree Planting							
<i>Parks, Recreation and Forestry</i>							
Borrowing - New Debt Issue	\$50,000	\$165,000	-	-	-	-	\$215,000
	\$50,000	\$165,000	-	-	-	-	\$215,000

Requests

Funding Source	Past	2024	2025	2026	2027	2028	Total
[558]: Seminary Park							
<i>Parks, Recreation and Forestry</i>							
Other - TIF Increment - 15	-	\$150,000	-	-	-	-	\$150,000
	-	\$150,000	-	-	-	-	\$150,000
[856]: Cottonwood Trail Culvert Replacement Project							
<i>Parks, Recreation and Forestry</i>							
Borrowing - New Debt Issue	-	\$50,000	-	-	-	-	\$50,000
Grants - State	-	\$40,000	-	-	-	-	\$40,000
	-	\$90,000	-	-	-	-	\$90,000
[553]: Erickson Pool							
<i>Parks, Recreation and Forestry</i>							
Borrowing - New Debt Issue	-	-	\$450,000	-	-	-	\$450,000
	-	-	\$450,000	-	-	-	\$450,000
[716]: Coulee Park							
<i>Parks, Recreation and Forestry</i>							
Other - TIF Increment - 15	-	-	\$100,000	-	-	-	\$100,000
	-	-	\$100,000	-	-	-	\$100,000
[682]: Red Cloud Park Trail							
<i>Planning and Development</i>							
Other - TIF Increment - 16	-	-	\$50,000	-	-	-	\$50,000
	-	-	\$50,000	-	-	-	\$50,000
[702]: Green Island Tennis Facility							
<i>Parks, Recreation and Forestry</i>							
Special - GREEN ISLAND LAND (Fund 240)	-	-	-	\$70,000	-	-	\$70,000
	-	-	-	\$70,000	-	-	\$70,000

Planning & Community Development

2024 Total Funding
\$1,086,000
2024 New Borrowing
\$736,000
2024 City Funded
\$1,086,000



Sub Groups

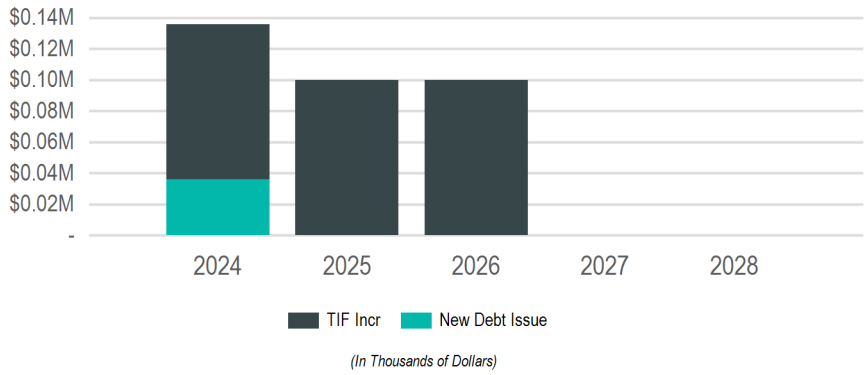
Sub Group	2024	2025	2026	2027	2028	Total
Economic Development	\$136,000	\$100,000	\$100,000	-	-	\$336,000
Housing	\$750,000	\$625,000	\$500,000	\$500,000	-	\$2,375,000
Neighborhoods	\$50,000	\$75,000	-	\$1,500,000	\$1,500,000	\$3,125,000
Plans & Studies	\$150,000	\$150,000	\$150,000	\$150,000	\$150,000	\$750,000
	\$1,086,000	\$950,000	\$750,000	\$2,150,000	\$1,650,000	\$6,586,000

Funding Sources

Source	2024	2025	2026	2027	2028	Total
Borrowing	\$736,000	\$650,000	\$650,000	\$650,000	\$150,000	\$2,836,000
New Debt Issue	\$736,000	\$650,000	\$650,000	\$650,000	\$150,000	\$2,836,000
Taxation	\$350,000	\$300,000	\$100,000	\$1,500,000	\$1,500,000	\$3,750,000
TIF Increment	\$350,000	\$300,000	\$100,000	\$1,500,000	\$1,500,000	\$3,750,000
	\$1,086,000	\$950,000	\$750,000	\$2,150,000	\$1,650,000	\$6,586,000

Economic Development

2024 Total Funding
\$136,000
2024 New Borrowing
\$36,000
2024 City Funded
\$136,000



Funding Sources

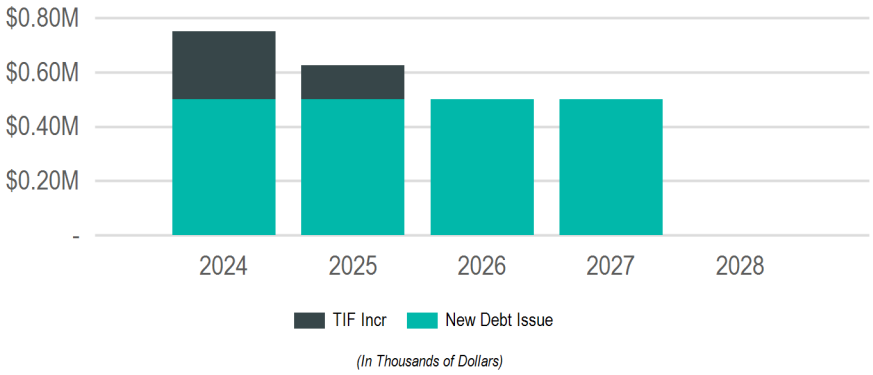
Source	2024	2025	2026	2027	2028	Total
Borrowing	\$36,000	-	-	-	-	\$36,000
New Debt Issue	\$36,000	-	-	-	-	\$36,000
Taxation	\$100,000	\$100,000	\$100,000	-	-	\$300,000
TIF Increment	\$100,000	\$100,000	\$100,000	-	-	\$300,000
	\$136,000	\$100,000	\$100,000	-	-	\$336,000

Requests

Funding Source	Past	2024	2025	2026	2027	2028	Total
[447]: Downtown Facade Renovation Program							
<i>Planning and Development</i>							
Other - TIF Increment - 11	\$200,000	\$100,000	\$100,000	\$100,000	-	-	\$500,000
	\$200,000	\$100,000	\$100,000	\$100,000	-	-	\$500,000
[854]: Hear, Here Program- North La Crosse							
<i>Planning and Development</i>							
Borrowing - New Debt Issue	-	\$36,000	-	-	-	-	\$36,000
	-	\$36,000	-	-	-	-	\$36,000

Housing

2024 Total Funding
\$750,000
2024 New Borrowing
\$500,000
2024 City Funded
\$750,000



Funding Sources

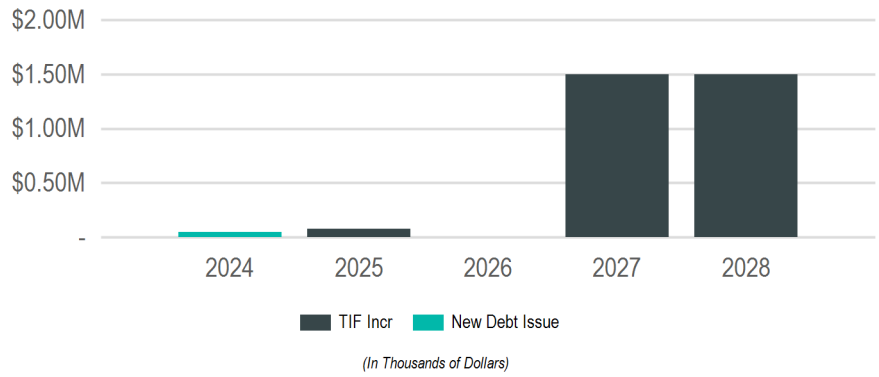
Source	2024	2025	2026	2027	2028	Total
Borrowing	\$500,000	\$500,000	\$500,000	\$500,000	-	\$2,000,000
New Debt Issue	\$500,000	\$500,000	\$500,000	\$500,000	-	\$2,000,000
Taxation	\$250,000	\$125,000	-	-	-	\$375,000
TIF Increment	\$250,000	\$125,000	-	-	-	\$375,000
	\$750,000	\$625,000	\$500,000	\$500,000	-	\$2,375,000

Requests

Funding Source	Past	2024	2025	2026	2027	2028	Total
[906]: Housing Grant Revolving Fund							
<i>Community Development and Housing; Planning and Development</i>							
Borrowing - New Debt Issue	-	\$500,000	\$500,000	\$500,000	\$500,000	-	\$2,000,000
	-	\$500,000	\$500,000	\$500,000	\$500,000	-	\$2,000,000
[895]: Charles St Affordable Housing							
<i>Planning and Development</i>							
Other - TIF Increment - 16	-	\$250,000	\$125,000	-	-	-	\$375,000
	-	\$250,000	\$125,000	-	-	-	\$375,000

Neighborhoods

2024 Total Funding
\$50,000
2024 New Borrowing
\$50,000
2024 City Funded
\$50,000



Funding Sources

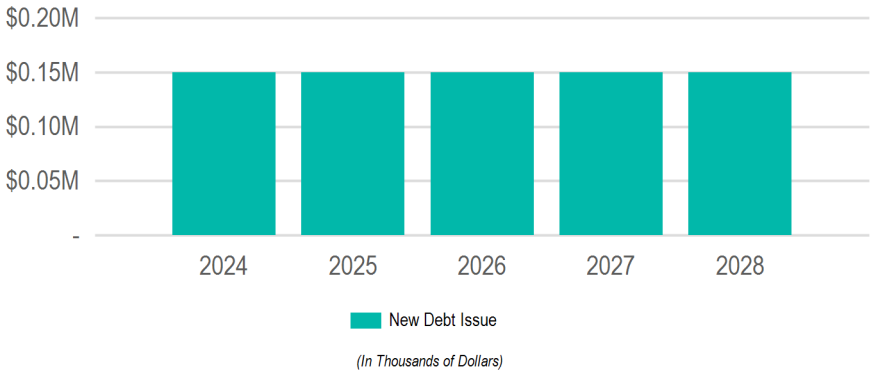
Source	2024	2025	2026	2027	2028	Total
Borrowing	\$50,000	-	-	-	-	\$50,000
New Debt Issue	\$50,000	-	-	-	-	\$50,000
Taxation	-	\$75,000	-	\$1,500,000	\$1,500,000	\$3,075,000
TIF Increment	-	\$75,000	-	\$1,500,000	\$1,500,000	\$3,075,000
	\$50,000	\$75,000	-	\$1,500,000	\$1,500,000	\$3,125,000

Requests

Funding Source	Past	2024	2025	2026	2027	2028	Total
[905]: Bicycle Route 1 Signage							
<i>Planning and Development</i>							
Borrowing - New Debt Issue	-	\$50,000	-	-	-	-	\$50,000
	-	\$50,000	-	-	-	-	\$50,000
[896]: Pine Street Corridor							
<i>Planning and Development</i>							
Other - TIF Increment - 11	-	-	\$75,000	-	\$500,000	\$1,000,000	\$1,575,000
Other - TIF Increment - 17	-	-	-	-	\$1,000,000	\$500,000	\$1,500,000
	-	-	\$75,000	-	\$1,500,000	\$1,500,000	\$3,075,000

Plans & Studies

2024 Total Funding
\$150,000
2024 New Borrowing
\$150,000
2024 City Funded
\$150,000



Funding Sources

Source	2024	2025	2026	2027	2028	Total
Borrowing	\$150,000	\$150,000	\$150,000	\$150,000	\$150,000	\$750,000
New Debt Issue	\$150,000	\$150,000	\$150,000	\$150,000	\$150,000	\$750,000
	\$150,000	\$150,000	\$150,000	\$150,000	\$150,000	\$750,000

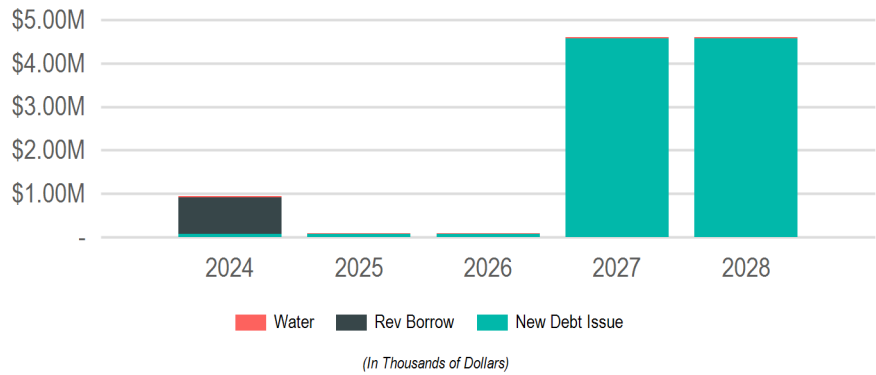
Requests

Funding Source	Past	2024	2025	2026	2027	2028	Total
----------------	------	------	------	------	------	------	-------

[804]: Climate Action Plan Implementation							
<i>Planning and Development</i>							
Borrowing - New Debt Issue	\$150,000	\$150,000	\$150,000	\$150,000	\$150,000	\$150,000	\$900,000
	\$150,000	\$150,000	\$150,000	\$150,000	\$150,000	\$150,000	\$900,000

Public Safety

2024 Total Funding
\$945,000
2024 New Borrowing
\$920,000
2024 City Funded
\$945,000



Funding Sources

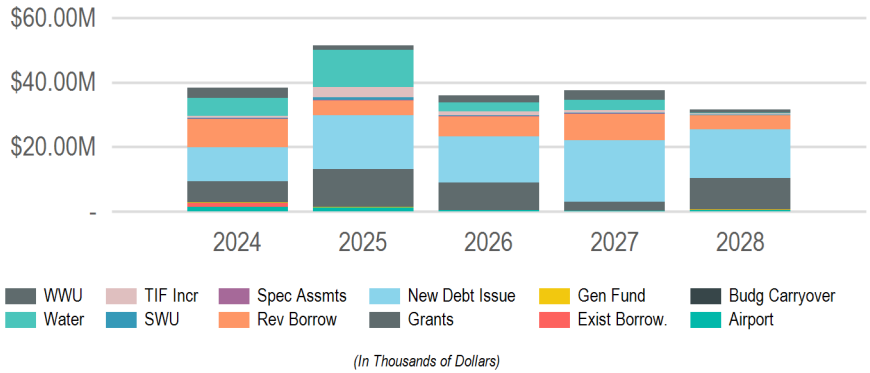
Source	2024	2025	2026	2027	2028	Total
Borrowing	\$920,000	\$70,000	\$70,000	\$4,570,000	\$4,570,000	\$10,200,000
New Debt Issue	\$70,000	\$70,000	\$70,000	\$4,570,000	\$4,570,000	\$9,350,000
Revenue Bonds/Notes	\$850,000	-	-	-	-	\$850,000
Operating Funds	\$25,000	\$25,000	\$25,000	\$25,000	\$25,000	\$125,000
Enterprise/Utility Funds	\$25,000	\$25,000	\$25,000	\$25,000	\$25,000	\$125,000
	\$945,000	\$95,000	\$95,000	\$4,595,000	\$4,595,000	\$10,325,000

Requests

Funding Source	Past	2024	2025	2026	2027	2028	Total
[889]: Parking Benefit District							
<i>Parking Utility</i>							
Borrowing - Revenue Bonds/Notes: Parking Utility	-	\$850,000	-	-	-	-	\$850,000
	-	\$850,000	-	-	-	-	\$850,000
[565]: Fiber, Wireless and other Telecommunications Infrastructure							
<i>Information Technology; Police; Water Utility</i>							
Borrowing - New Debt Issue	\$210,000	\$70,000	\$70,000	\$70,000	\$70,000	\$70,000	\$560,000
Operating - Water Utility Funds	\$25,000	\$25,000	\$25,000	\$25,000	\$25,000	\$25,000	\$150,000
	\$235,000	\$95,000	\$95,000	\$95,000	\$95,000	\$95,000	\$710,000
[894]: Fire Station #1 Replacement							
<i>Fire</i>							
Borrowing - New Debt Issue	-	-	-	-	\$4,500,000	\$4,500,000	\$9,000,000
	-	-	-	-	\$4,500,000	\$4,500,000	\$9,000,000

Transportation & Utilities

2024 Total Funding
\$38,361,700
2024 New Borrowing
\$19,362,700
2024 City Funded
\$31,711,700



Sub Groups

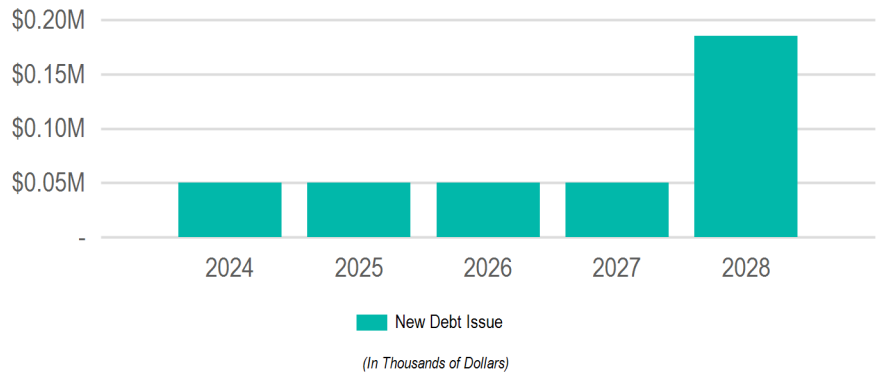
Sub Group	2024	2025	2026	2027	2028	Total
Alleys	\$50,000	\$50,000	\$50,000	\$50,000	\$185,000	\$385,000
Streets	\$16,156,000	\$25,986,015	\$20,025,000	\$23,233,200	\$14,252,544	\$99,652,759
Streetscaping & Lighting	\$1,540,000	\$455,000	\$1,655,000	\$1,540,000	\$5,400,000	\$10,590,000
Utilities	\$11,870,000	\$13,520,000	\$5,030,000	\$9,570,000	\$1,325,000	\$41,315,000
Airport	\$8,110,000	\$9,960,000	\$3,314,000	\$3,064,000	\$10,368,000	\$34,816,000
Bridges	\$635,700	\$1,460,300	\$5,842,700	\$25,000	-	\$7,963,700
Total	\$38,361,700	\$51,431,315	\$35,916,700	\$37,482,200	\$31,530,544	\$194,722,459

Funding Sources

Source	2024	2025	2026	2027	2028	Total
Borrowing	\$19,362,700	\$21,265,433	\$20,342,300	\$27,269,200	\$19,369,400	\$107,609,033
New Debt Issue	\$10,481,700	\$16,605,733	\$14,244,300	\$19,014,000	\$15,052,000	\$75,397,733
Revenue Bonds/Notes	\$8,881,000	\$4,659,700	\$6,098,000	\$8,255,200	\$4,317,400	\$32,211,300
Grants & Other Intergovernmental	\$6,650,000	\$11,741,000	\$8,673,900	\$2,850,000	\$9,770,000	\$39,684,900
Federal	\$6,300,000	\$8,100,000	\$6,035,400	\$2,700,000	\$9,180,000	\$32,315,400
State	\$350,000	\$3,641,000	\$2,638,500	\$150,000	\$590,000	\$7,369,500
Operating Funds	\$10,462,000	\$15,129,715	\$5,526,500	\$6,484,000	\$1,958,144	\$39,560,359
Enterprise/Utility Funds	\$10,402,000	\$15,059,500	\$5,526,500	\$6,484,000	\$1,923,000	\$39,395,000
General Fund	\$60,000	\$70,215	-	-	\$35,144	\$165,359
Other	\$1,230,000	-	-	-	-	\$1,230,000
Existing Borrowing Funds	\$1,230,000	-	-	-	-	\$1,230,000
Taxation	\$657,000	\$3,295,167	\$1,374,000	\$879,000	\$433,000	\$6,638,167
Special Assessments	\$120,000	\$120,000	\$120,000	\$120,000	-	\$480,000
TIF Increment	\$537,000	\$3,175,167	\$1,254,000	\$759,000	\$433,000	\$6,158,167
Total	\$38,361,700	\$51,431,315	\$35,916,700	\$37,482,200	\$31,530,544	\$194,722,459

Alleys

2024 Total Funding
\$50,000
2024 New Borrowing
\$50,000
2024 City Funded
\$50,000



Funding Sources

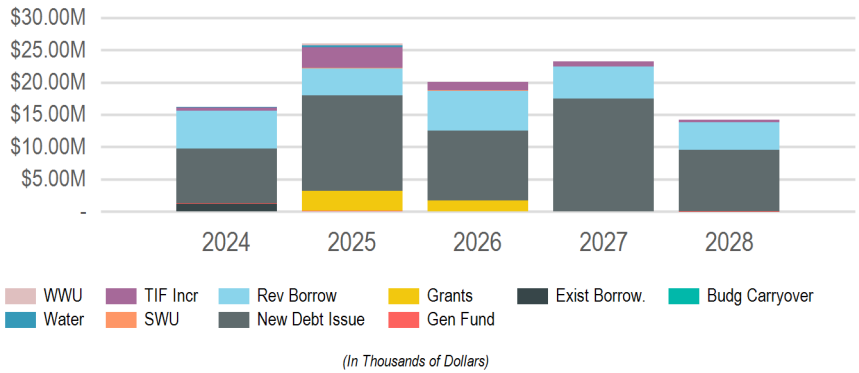
Source	2024	2025	2026	2027	2028	Total
Borrowing	\$50,000	\$50,000	\$50,000	\$50,000	\$185,000	\$385,000
New Debt Issue	\$50,000	\$50,000	\$50,000	\$50,000	\$185,000	\$385,000
	\$50,000	\$50,000	\$50,000	\$50,000	\$185,000	\$385,000

Requests

Funding Source	Past	2024	2025	2026	2027	2028	Total
[914]: Annual Miscellaneous Alley Pavement Replacement							
<i>Streets</i>							
Borrowing - New Debt Issue	-	\$50,000	\$50,000	\$50,000	\$50,000	\$50,000	\$250,000
	-	\$50,000	\$50,000	\$50,000	\$50,000	\$50,000	\$250,000
[891]: Olberg Ct - Alley Reconstruction							
<i>Streets</i>							
Borrowing - New Debt Issue	-	-	-	-	-	\$135,000	\$135,000
	-	-	-	-	-	\$135,000	\$135,000

Streets

2024 Total Funding
\$16,156,000
2024 New Borrowing
\$14,332,000
2024 City Funded
\$16,156,000



Funding Sources

Source	2024	2025	2026	2027	2028	Total
Borrowing	\$14,332,000	\$18,920,133	\$16,925,000	\$22,474,200	\$13,784,400	\$86,435,733
New Debt Issue	\$8,451,000	\$14,760,433	\$10,827,000	\$17,519,000	\$9,467,000	\$61,024,433
Revenue Bonds/Notes	\$5,881,000	\$4,159,700	\$6,098,000	\$4,955,200	\$4,317,400	\$25,411,300
Grants & Other Intergovernmental	-	\$3,111,000	\$1,726,000	-	-	\$4,837,000
State	-	\$3,111,000	\$1,726,000	-	-	\$4,837,000
Operating Funds	\$132,000	\$779,715	\$120,000	-	\$35,144	\$1,066,859
Enterprise/Utility Funds	\$72,000	\$709,500	\$120,000	-	-	\$901,500
General Fund	\$60,000	\$70,215	-	-	\$35,144	\$165,359
Other	\$1,230,000	-	-	-	-	\$1,230,000
Existing Borrowing Funds	\$1,230,000	-	-	-	-	\$1,230,000
Taxation	\$462,000	\$3,175,167	\$1,254,000	\$759,000	\$433,000	\$6,083,167
TIF Increment	\$462,000	\$3,175,167	\$1,254,000	\$759,000	\$433,000	\$6,083,167
	\$16,156,000	\$25,986,015	\$20,025,000	\$23,233,200	\$14,252,544	\$99,652,759

Requests

Funding Source	Past	2024	2025	2026	2027	2028	Total
[602]: Green Bay St - West Ave to East Ave							
<i>Engineering; Streets; Water Utility</i>							
Borrowing - New Debt Issue	-	\$1,522,000	-	-	-	-	\$1,522,000
Borrowing - Revenue Bonds/Notes: Sanitary Sewer Utility	-	\$616,000	-	-	-	-	\$616,000
Borrowing - Revenue Bonds/Notes: Storm Water Utility	-	\$508,000	-	-	-	-	\$508,000
Borrowing - Revenue Bonds/Notes: Water Utility	-	\$304,000	-	-	-	-	\$304,000
	-	\$2,950,000	-	-	-	-	\$2,950,000
[650]: Jackson St. Overlay from 3rd St. to 23rd St.							
<i>Engineering; Streets</i>							
Borrowing - New Debt Issue	\$100,000	\$2,040,000	-	-	-	-	\$2,140,000
Grants - State	\$400,000	-	-	-	-	-	\$400,000
	\$500,000	\$2,040,000	-	-	-	-	\$2,540,000
[423]: Saint Andrew Street - Wood St. to Dead End East							
<i>Engineering; Sanitary Sewer Utility; Stormwater Utility; Streets; Water Utility</i>							
Borrowing - New Debt Issue	-	\$1,169,000	-	-	-	-	\$1,169,000
Borrowing - Revenue Bonds/Notes: Sanitary Sewer Utility	-	\$210,000	-	-	-	-	\$210,000
Borrowing - Revenue Bonds/Notes: Storm Water Utility	-	\$15,000	-	-	-	-	\$15,000
Borrowing - Revenue Bonds/Notes: Water Utility	-	\$500,000	-	-	-	-	\$500,000
	-	\$1,894,000	-	-	-	-	\$1,894,000
[209]: Onalaska Ave - Moore St to Gohres St							
<i>Stormwater Utility; Streets</i>							
Borrowing - Revenue Bonds/Notes: Sanitary Sewer Utility	-	\$335,000	-	-	-	-	\$335,000
Borrowing - Revenue Bonds/Notes: Storm Water Utility	-	\$684,000	-	-	-	-	\$684,000
Other - Existing Bond Funds	-	\$832,000	-	-	-	-	\$832,000
	-	\$1,851,000	-	-	-	-	\$1,851,000
[49]: 28th Street South - Main St. to Cass St.							
<i>Streets</i>							
Borrowing - New Debt Issue	-	\$601,000	-	-	-	-	\$601,000
Borrowing - Revenue Bonds/Notes: Sanitary Sewer Utility	-	\$230,000	-	-	-	-	\$230,000
Borrowing - Revenue Bonds/Notes: Storm Water Utility	-	\$155,000	-	-	-	-	\$155,000
	-	\$986,000	-	-	-	-	\$986,000

Requests

Funding Source	Past	2024	2025	2026	2027	2028	Total
[183]: Moore St - Prospect St to dead end east							
<i>Engineering; Stormwater Utility; Streets</i>							
Borrowing - Revenue Bonds/Notes: Sanitary Sewer Utility	-	\$250,000	-	-	-	-	\$250,000
Borrowing - Revenue Bonds/Notes: Storm Water Utility	-	\$240,000	-	-	-	-	\$240,000
Borrowing - Revenue Bonds/Notes: Water Utility	-	\$30,000	-	-	-	-	\$30,000
Other - Existing Bond Funds	-	\$398,000	-	-	-	-	\$398,000
	-	\$918,000	-	-	-	-	\$918,000
[169]: 21st St N - Campbell Rd to State St							
<i>Sanitary Sewer Utility; Streets</i>							
Borrowing - New Debt Issue	-	\$462,000	-	-	-	-	\$462,000
Borrowing - Revenue Bonds/Notes: Sanitary Sewer Utility	-	\$223,000	-	-	-	-	\$223,000
Borrowing - Revenue Bonds/Notes: Storm Water Utility	-	\$166,000	-	-	-	-	\$166,000
	-	\$851,000	-	-	-	-	\$851,000
[134]: Saint James Street - Copeland Ave. to Caledonia St.							
<i>Stormwater Utility; Streets; Water Utility</i>							
Borrowing - New Debt Issue	-	\$614,000	-	-	-	-	\$614,000
Borrowing - Revenue Bonds/Notes: Storm Water Utility	-	\$15,000	-	-	-	-	\$15,000
Borrowing - Revenue Bonds/Notes: Water Utility	-	\$45,000	-	-	-	-	\$45,000
	-	\$674,000	-	-	-	-	\$674,000
[425]: 7th Street South - Ferry St. to Market St.							
<i>Streets</i>							
Borrowing - Revenue Bonds/Notes: Sanitary Sewer Utility	-	\$75,000	-	-	-	-	\$75,000
Borrowing - Revenue Bonds/Notes: Storm Water Utility	-	\$110,000	-	-	-	-	\$110,000
Other - TIF Increment - 11	-	\$264,000	-	-	-	-	\$264,000
	-	\$449,000	-	-	-	-	\$449,000
[268]: Citywide Traffic Implementation: Interconnect & Synchronization							
<i>Engineering</i>							
Borrowing - New Debt Issue	\$756,500	\$400,000	\$200,000	-	-	-	\$1,356,500
Grants - State	\$1,233,000	-	-	-	-	-	\$1,233,000
	\$1,989,500	\$400,000	\$200,000	-	-	-	\$2,589,500
[881]: Vine Street - 14th St N to 16th St N							
<i>Streets</i>							
Borrowing - New Debt Issue	-	\$72,000	-	-	-	-	\$72,000
Borrowing - Revenue Bonds/Notes: Sanitary Sewer Utility	-	\$215,000	-	-	-	-	\$215,000
Borrowing - Revenue Bonds/Notes: Storm Water Utility	-	\$110,000	-	-	-	-	\$110,000
	-	\$397,000	-	-	-	-	\$397,000
[915]: Annual CIP Street Department Paving							
<i>Streets</i>							
Borrowing - New Debt Issue	-	\$350,000	\$350,000	\$350,000	\$350,000	\$350,000	\$1,750,000
	-	\$350,000	\$350,000	\$350,000	\$350,000	\$350,000	\$1,750,000
[430]: 28th Street South - Lincoln Ave. to Ward Ave.							
<i>Engineering; Streets</i>							
Borrowing - New Debt Issue	-	\$50,000	-	-	-	-	\$50,000
Borrowing - Revenue Bonds/Notes: Storm Water Utility	-	\$45,000	-	-	-	-	\$45,000
Other - TIF Increment - 15	-	\$198,000	-	-	-	-	\$198,000
	-	\$293,000	-	-	-	-	\$293,000
[860]: 9th Street S - Redfield St to Green Bay St							
<i>Streets</i>							
Borrowing - Revenue Bonds/Notes: Sanitary Sewer Utility	-	\$145,000	-	-	-	-	\$145,000
Borrowing - Revenue Bonds/Notes: Storm Water Utility	-	\$70,000	-	-	-	-	\$70,000
Operating - Streets Operating Budget	-	\$11,800	-	-	-	-	\$11,800
	-	\$226,800	-	-	-	-	\$226,800
[868]: Charles Street - Logan St to Clinton St							
<i>Streets</i>							
Borrowing - Revenue Bonds/Notes: Sanitary Sewer Utility	-	\$125,000	-	-	-	-	\$125,000
Borrowing - Revenue Bonds/Notes: Storm Water Utility	-	\$70,000	-	-	-	-	\$70,000
Operating - Streets Operating Budget	-	\$23,000	-	-	-	-	\$23,000
	-	\$218,000	-	-	-	-	\$218,000
[600]: Green Bay St - Losey Blvd to BNSF RR							
<i>Engineering; Stormwater Utility; Streets; Water Utility</i>							
Borrowing - New Debt Issue	-	\$200,000	-	\$1,087,000	-	-	\$1,287,000
Borrowing - Revenue Bonds/Notes: Sanitary Sewer Utility	-	-	-	\$125,000	-	-	\$125,000
Borrowing - Revenue Bonds/Notes: Storm Water Utility	-	-	-	\$445,000	-	-	\$445,000
	-	\$200,000	-	\$1,657,000	-	-	\$1,857,000

Requests

Funding Source	Past	2024	2025	2026	2027	2028	Total
[873]: Highland Street - Dead End W to 26th St S							
<i>Streets</i>							
Borrowing - New Debt Issue	-	\$22,000	-	-	-	-	\$22,000
Borrowing - Revenue Bonds/Notes: Sanitary Sewer Utility	-	\$75,000	-	-	-	-	\$75,000
Borrowing - Revenue Bonds/Notes: Storm Water Utility	-	\$95,000	-	-	-	-	\$95,000
	-	\$192,000	-	-	-	-	\$192,000
[277]: ADA Transition Plan							
<i>Engineering</i>							
Borrowing - New Debt Issue	\$150,000	\$150,000	\$150,000	-	-	-	\$450,000
Other - Existing Bond Funds	\$50,000	-	-	-	-	-	\$50,000
	\$200,000	\$150,000	\$150,000	-	-	-	\$500,000
[763]: Annual Capital Pavement Maintenance Program							
<i>Engineering; Streets</i>							
Borrowing - New Debt Issue	\$150,000	\$150,000	\$200,000	\$200,000	\$250,000	\$250,000	\$1,200,000
	\$150,000	\$150,000	\$200,000	\$200,000	\$250,000	\$250,000	\$1,200,000
[913]: Annual Miscellaneous Curb Gutter & Pavement Replacement							
<i>Streets</i>							
Borrowing - New Debt Issue	-	\$150,000	\$150,000	\$150,000	\$150,000	\$150,000	\$750,000
	-	\$150,000	\$150,000	\$150,000	\$150,000	\$150,000	\$750,000
[878]: Liberty Street - St James Street to St Cloud St							
<i>Streets</i>							
Borrowing - New Debt Issue	-	\$42,000	-	-	-	-	\$42,000
Borrowing - Revenue Bonds/Notes: Sanitary Sewer Utility	-	\$95,000	-	-	-	-	\$95,000
	-	\$137,000	-	-	-	-	\$137,000
[858]: 14th St S - Barlow to Weston							
<i>Streets</i>							
Borrowing - Revenue Bonds/Notes: Sanitary Sewer Utility	-	\$65,000	-	-	-	-	\$65,000
Borrowing - Revenue Bonds/Notes: Storm Water Utility	-	\$60,000	-	-	-	-	\$60,000
Operating - Streets Operating Budget	-	\$10,700	-	-	-	-	\$10,700
	-	\$135,700	-	-	-	-	\$135,700
[649]: Bliss Road Slope Stabilization							
<i>Engineering; Streets</i>							
Borrowing - New Debt Issue	\$70,400	\$100,000	\$300,000	\$300,000	\$300,000	-	\$1,070,400
Other - Existing Bond Funds	\$279,600	-	-	-	-	-	\$279,600
	\$350,000	\$100,000	\$300,000	\$300,000	\$300,000	-	\$1,350,000
[594]: 6th Street South - State Street to Cass Street							
<i>Engineering; Sanitary Sewer Utility; Stormwater Utility; Streets; Water Utility</i>							
Borrowing - New Debt Issue	\$100,000	\$75,000	\$1,700,000	-	-	-	\$1,875,000
Grants - State	-	-	\$2,300,000	-	-	-	\$2,300,000
Operating - Sanitary Sewer Utility Funds	-	-	\$175,000	-	-	-	\$175,000
Operating - Storm Water Utility Funds	-	-	\$125,000	-	-	-	\$125,000
Operating - Water Utility Funds	-	-	\$50,000	-	-	-	\$50,000
	\$100,000	\$75,000	\$4,350,000	-	-	-	\$4,525,000
[908]: Smith Valley Road Traffic Calming							
<i>Engineering</i>							
Borrowing - New Debt Issue	-	\$75,000	-	-	-	-	\$75,000
	-	\$75,000	-	-	-	-	\$75,000
[880]: Sunset Lane - Sunnyslope Rd to Gillette St							
<i>Streets</i>							
Borrowing - New Debt Issue	-	\$62,000	-	-	-	-	\$62,000
	-	\$62,000	-	-	-	-	\$62,000
[728]: WIS 35 - La Crosse Co Line to Garner PI							
<i>Engineering; Water Utility</i>							
Borrowing - New Debt Issue	\$65,000	\$30,000	-	-	-	-	\$95,000
Operating - Sanitary Sewer Utility Funds	\$80,000	-	-	-	-	-	\$80,000
Operating - Storm Water Utility Funds	\$90,000	-	-	-	-	-	\$90,000
Operating - Water Utility Funds	\$45,000	\$30,000	-	-	-	-	\$75,000
	\$280,000	\$60,000	-	-	-	-	\$340,000
[106]: Gillette St - Caledonia St to George St (STP-Urban)							
<i>Engineering; Sanitary Sewer Utility; Stormwater Utility; Streets; Water Utility</i>							
Borrowing - New Debt Issue	\$400,000	\$10,000	-	-	-	-	\$410,000
Grants - Federal	\$1,031,516	-	-	-	-	-	\$1,031,516
Operating - Sanitary Sewer Utility Funds	\$250,000	-	-	-	-	-	\$250,000
Operating - Storm Water Utility Funds	\$67,000	-	-	-	-	-	\$67,000
Operating - Water Utility Funds	\$20,000	\$42,000	-	-	-	-	\$62,000
	\$1,768,516	\$52,000	-	-	-	-	\$1,820,516

Requests

Funding Source	Past	2024	2025	2026	2027	2028	Total
[852]: Gladys Street Traffic Calming							
<i>Engineering</i>							
Borrowing - New Debt Issue	-	\$50,000	-	-	-	-	\$50,000
	-	\$50,000	-	-	-	-	\$50,000
[888]: Main Street Traffic Calming							
<i>Engineering</i>							
Borrowing - New Debt Issue	-	\$25,000	-	-	-	-	\$25,000
	-	\$25,000	-	-	-	-	\$25,000
[867]: Charles Street - Clinton St to St. Paul St							
<i>Streets</i>							
Operating - Streets Operating Budget	-	\$14,500	-	-	-	-	\$14,500
	-	\$14,500	-	-	-	-	\$14,500
[503]: Signal Upgrades - Monotubes on Connecting Highways (HSIP)							
<i>Engineering; Streets</i>							
Borrowing - New Debt Issue	-	\$10,000	-	-	-	-	\$10,000
Special - Budget Carryover Funds	\$175,000	-	-	-	-	-	\$175,000
	\$175,000	\$10,000	-	-	-	-	\$185,000
[504]: Intersection Safety Improvements - West Ave (HSIP)							
<i>Engineering; Streets</i>							
Borrowing - New Debt Issue	\$106,000	\$10,000	-	-	-	-	\$116,000
	\$106,000	\$10,000	-	-	-	-	\$116,000
[730]: 2022 Highway Safety Improvement Program Construction							
<i>Engineering</i>							
Borrowing - New Debt Issue	\$150,000	\$10,000	-	-	-	-	\$160,000
	\$150,000	\$10,000	-	-	-	-	\$160,000
[436]: Ferry Street - 11th St. to 15th St.							
<i>Engineering; Stormwater Utility; Streets</i>							
Borrowing - Revenue Bonds/Notes: Storm Water Utility	-	-	\$625,000	-	-	-	\$625,000
Other - TIF Increment - 11	-	-	\$1,625,000	-	-	-	\$1,625,000
	-	-	\$2,250,000	-	-	-	\$2,250,000
[598]: Green Bay St - 22nd St S to Losey Blvd							
<i>Engineering; Stormwater Utility; Water Utility</i>							
Borrowing - New Debt Issue	\$160,000	-	\$875,000	-	-	-	\$1,035,000
Borrowing - Revenue Bonds/Notes: Storm Water Utility	-	-	\$250,000	-	-	-	\$250,000
Borrowing - Revenue Bonds/Notes: Water Utility	-	-	\$300,000	-	-	-	\$300,000
Grants - State	-	-	\$811,000	-	-	-	\$811,000
	\$160,000	-	\$2,236,000	-	-	-	\$2,396,000
[171]: Buchner Pl - Copeland Ave to Dead End West							
<i>Sanitary Sewer Utility; Stormwater Utility; Streets</i>							
Borrowing - Revenue Bonds/Notes: Sanitary Sewer Utility	-	-	\$377,000	-	-	-	\$377,000
Borrowing - Revenue Bonds/Notes: Storm Water Utility	-	-	\$252,500	-	-	-	\$252,500
Other - TIF Increment - 18	-	-	\$1,175,500	-	-	-	\$1,175,500
	-	-	\$1,805,000	-	-	-	\$1,805,000
[435]: 15th Street - Cass St. to Ferry St.							
<i>Stormwater Utility; Streets</i>							
Borrowing - New Debt Issue	-	-	\$1,320,000	-	-	-	\$1,320,000
Borrowing - Revenue Bonds/Notes: Storm Water Utility	-	-	\$312,000	-	-	-	\$312,000
	-	-	\$1,632,000	-	-	-	\$1,632,000
[220]: 20th St S - Hyde Ave to Weston St							
<i>Engineering; Stormwater Utility; Streets</i>							
Borrowing - New Debt Issue	-	-	\$756,000	-	-	-	\$756,000
Borrowing - Revenue Bonds/Notes: Sanitary Sewer Utility	-	-	\$230,000	-	-	-	\$230,000
Borrowing - Revenue Bonds/Notes: Storm Water Utility	-	-	\$210,000	-	-	-	\$210,000
Borrowing - Revenue Bonds/Notes: Water Utility	-	-	\$210,000	-	-	-	\$210,000
	-	-	\$1,406,000	-	-	-	\$1,406,000
[593]: Redfield Street - 21st Street South to Losey Boulevard							
<i>Engineering; Streets; Water Utility</i>							
Borrowing - New Debt Issue	-	-	\$552,600	-	-	-	\$552,600
Borrowing - Revenue Bonds/Notes: Water Utility	-	-	\$847,800	-	-	-	\$847,800
	-	-	\$1,400,400	-	-	-	\$1,400,400
[64]: Lauderdale Place - George St. to Lauderdale Ct.							
<i>Engineering</i>							
Borrowing - New Debt Issue	-	-	\$1,370,000	-	-	-	\$1,370,000
	-	-	\$1,370,000	-	-	-	\$1,370,000

Requests

Funding Source	Past	2024	2025	2026	2027	2028	Total
[421]: Livingston Street - Liberty St. to George St.							
<i>Sanitary Sewer Utility; Stormwater Utility; Streets</i>							
Borrowing - New Debt Issue	-	-	\$860,000	-	-	-	\$860,000
Borrowing - Revenue Bonds/Notes: Sanitary Sewer Utility	-	-	\$116,400	-	-	-	\$116,400
Borrowing - Revenue Bonds/Notes: Storm Water Utility	-	-	\$231,000	-	-	-	\$231,000
	-	-	\$1,207,400	-	-	-	\$1,207,400
[911]: Island Street - George St to Loomis St							
<i>Engineering</i>							
Borrowing - New Debt Issue	-	-	\$703,500	-	-	-	\$703,500
Operating - Sanitary Sewer Utility Funds	-	-	\$120,000	-	-	-	\$120,000
Operating - Storm Water Utility Funds	-	-	\$59,500	-	-	-	\$59,500
Operating - Water Utility Funds	-	-	\$180,000	-	-	-	\$180,000
	-	-	\$1,063,000	-	-	-	\$1,063,000
[761]: Annual Traffic Signal Replacement Program							
<i>Engineering</i>							
Borrowing - New Debt Issue	\$1,000,000	-	\$1,000,000	\$1,100,000	\$1,100,000	\$1,200,000	\$5,400,000
	\$1,000,000	-	\$1,000,000	\$1,100,000	\$1,100,000	\$1,200,000	\$5,400,000
[159]: 16th St N - Vine St to Main St							
<i>Engineering; Stormwater Utility; Streets</i>							
Borrowing - New Debt Issue	-	-	\$860,000	-	-	-	\$860,000
Borrowing - Revenue Bonds/Notes: Storm Water Utility	-	-	\$126,000	-	-	-	\$126,000
	-	-	\$986,000	-	-	-	\$986,000
[162]: 17th Street South - Chase St. to South Ave.							
<i>Engineering; Streets</i>							
Borrowing - New Debt Issue	-	-	\$670,000	-	-	-	\$670,000
	-	-	\$670,000	-	-	-	\$670,000
[910]: Wood Street - St. Andrew to Dead End S							
<i>Engineering</i>							
Borrowing - New Debt Issue	-	-	\$655,000	-	-	-	\$655,000
	-	-	\$655,000	-	-	-	\$655,000
[666]: Jansen Place - State Highway 16 to County Highway PH							
<i>Engineering; Streets</i>							
Borrowing - New Debt Issue	-	-	\$590,000	-	-	-	\$590,000
	-	-	\$590,000	-	-	-	\$590,000
[47]: 22nd Street South - Hyde Ave. to Weston St.							
<i>Engineering; Streets</i>							
Borrowing - New Debt Issue	-	-	\$583,000	-	-	-	\$583,000
	-	-	\$583,000	-	-	-	\$583,000
[179]: Lincoln Avenue - 29th St. to 32nd St.							
<i>Streets</i>							
Borrowing - New Debt Issue	-	-	\$187,333	-	-	-	\$187,333
Other - TIF Increment - 15	-	-	\$374,667	-	-	-	\$374,667
	-	-	\$562,000	-	-	-	\$562,000
[798]: Robinsdale Avenue - Mormon Coulee Rd to 28th St.							
<i>Engineering; Streets</i>							
Borrowing - New Debt Issue	-	-	\$400,000	-	-	-	\$400,000
Operating - Streets Operating Budget	-	-	\$54,000	-	-	-	\$54,000
	-	-	\$454,000	-	-	-	\$454,000
[212]: State St - 16th St to 17th St							
<i>Stormwater Utility; Streets</i>							
Borrowing - New Debt Issue	-	-	\$328,000	-	-	-	\$328,000
Borrowing - Revenue Bonds/Notes: Storm Water Utility	-	-	\$72,000	-	-	-	\$72,000
	-	-	\$400,000	-	-	-	\$400,000
[800]: Stanley Court - Eastbrook Dr. to Dead End West							
<i>Streets</i>							
Operating - Streets Operating Budget	-	-	\$16,215	-	-	-	\$16,215
	-	-	\$16,215	-	-	-	\$16,215
[781]: Losey Boulevard - Park Dr. to Main St.							
<i>Engineering; Stormwater Utility; Streets</i>							
Borrowing - New Debt Issue	-	-	-	\$4,740,000	-	-	\$4,740,000
Borrowing - Revenue Bonds/Notes: Sanitary Sewer Utility	-	-	-	\$585,000	-	-	\$585,000
Borrowing - Revenue Bonds/Notes: Storm Water Utility	-	-	-	\$951,000	-	-	\$951,000
Borrowing - Revenue Bonds/Notes: Water Utility	-	-	-	\$2,300,000	-	-	\$2,300,000
	-	-	-	\$8,576,000	-	-	\$8,576,000

Requests

Funding Source	Past	2024	2025	2026	2027	2028	Total
[182]: Monitor St - Rose St to Lang Dr							
<i>Stormwater Utility; Streets; Water Utility</i>							
Borrowing - New Debt Issue	\$310,000	-	-	\$950,000	-	-	\$1,260,000
Borrowing - Revenue Bonds/Notes: Sanitary Sewer Utility	-	-	-	\$325,000	-	-	\$325,000
Borrowing - Revenue Bonds/Notes: Storm Water Utility	-	-	-	\$215,000	-	-	\$215,000
Borrowing - Revenue Bonds/Notes: Water Utility	-	-	-	\$400,000	-	-	\$400,000
Grants - State	-	-	-	\$1,726,000	-	-	\$1,726,000
	\$310,000	-	-	\$3,616,000	-	-	\$3,926,000
[680]: 8th Street South - Johnson Street to Denton Street							
<i>Engineering; Sanitary Sewer Utility; Streets</i>							
Borrowing - New Debt Issue	-	-	-	\$500,000	\$500,000	-	\$1,000,000
Borrowing - Revenue Bonds/Notes: Sanitary Sewer Utility	-	-	-	\$59,000	\$59,000	-	\$118,000
Borrowing - Revenue Bonds/Notes: Storm Water Utility	-	-	-	\$99,000	\$99,000	-	\$198,000
Borrowing - Revenue Bonds/Notes: Water Utility	-	-	-	\$155,000	\$155,000	-	\$310,000
Operating - Sanitary Sewer Utility Funds	\$16,000	-	-	-	-	-	\$16,000
Operating - Streets Operating Budget	\$7,410	-	-	-	-	-	\$7,410
	\$23,410	-	-	\$813,000	\$813,000	-	\$1,649,410
[40]: 7th Street - La Crosse St. to Dead End North							
<i>Engineering; Stormwater Utility; Streets</i>							
Operating - Storm Water Utility Funds	-	-	-	\$120,000	-	-	\$120,000
Other - TIF Increment - 11	-	-	-	\$533,000	-	-	\$533,000
	-	-	-	\$653,000	-	-	\$653,000
[428]: 21st Street South - Jackson St. to Johnson St.							
<i>Engineering; Streets</i>							
Borrowing - New Debt Issue	-	-	-	\$591,000	-	-	\$591,000
Borrowing - Revenue Bonds/Notes: Storm Water Utility	-	-	-	\$30,000	-	-	\$30,000
	-	-	-	\$621,000	-	-	\$621,000
[222]: 21st PI S - Townsend St to Bennett St							
<i>Engineering; Stormwater Utility; Streets</i>							
Borrowing - New Debt Issue	-	-	-	\$186,000	-	-	\$186,000
Borrowing - Revenue Bonds/Notes: Storm Water Utility	-	-	-	\$330,000	-	-	\$330,000
	-	-	-	\$516,000	-	-	\$516,000
[224]: Johnson Street - 5th Ave. to 7th St.							
<i>Engineering; Streets</i>							
Other - TIF Increment - 11	-	-	-	\$457,000	-	-	\$457,000
	-	-	-	\$457,000	-	-	\$457,000
[223]: East Ave - Weston St to Horton St							
<i>Engineering; Stormwater Utility; Streets</i>							
Borrowing - New Debt Issue	-	-	-	\$301,000	-	-	\$301,000
Borrowing - Revenue Bonds/Notes: Storm Water Utility	-	-	-	\$79,000	-	-	\$79,000
	-	-	-	\$380,000	-	-	\$380,000
[429]: 23rd Street South - Hyde Ave. to Barlow St.							
<i>Streets</i>							
Borrowing - New Debt Issue	-	-	-	\$372,000	-	-	\$372,000
	-	-	-	\$372,000	-	-	\$372,000
[433]: Hagar Street - Liberty St. to Avon St.							
<i>Engineering; Streets</i>							
Other - TIF Increment - 16	-	-	-	\$264,000	-	-	\$264,000
	-	-	-	\$264,000	-	-	\$264,000
[909]: Losey Boulevard - Main St to Market St							
<i>Engineering; Sanitary Sewer Utility; Stormwater Utility; Streets; Water Utility</i>							
Borrowing - New Debt Issue	-	-	-	-	\$5,051,000	-	\$5,051,000
Borrowing - Revenue Bonds/Notes: Sanitary Sewer Utility	-	-	-	-	\$585,000	-	\$585,000
Borrowing - Revenue Bonds/Notes: Storm Water Utility	-	-	-	-	\$950,000	-	\$950,000
	-	-	-	-	\$6,586,000	-	\$6,586,000
[596]: Cunningham Street - Larson Street to Dead End East							
<i>Engineering; Stormwater Utility; Streets</i>							
Borrowing - New Debt Issue	-	-	-	-	\$1,500,000	-	\$1,500,000
Borrowing - Revenue Bonds/Notes: Storm Water Utility	-	-	-	-	\$750,000	-	\$750,000
	-	-	-	-	\$2,250,000	-	\$2,250,000
[601]: Green Bay St - 9th St S to West Ave							
<i>Engineering; Stormwater Utility</i>							
Borrowing - New Debt Issue	-	-	-	-	\$2,137,000	-	\$2,137,000
Borrowing - Revenue Bonds/Notes: Storm Water Utility	-	-	-	-	\$106,000	-	\$106,000
	-	-	-	-	\$2,243,000	-	\$2,243,000

Requests

Funding Source	Past	2024	2025	2026	2027	2028	Total
[670]: 10th Street North - Pine Street to Main Street							
<i>Engineering; Stormwater Utility; Streets</i>							
Borrowing - New Debt Issue	-	-	-	-	\$1,350,000	-	\$1,350,000
Borrowing - Revenue Bonds/Notes: Storm Water Utility	-	-	-	-	\$450,000	-	\$450,000
	-	-	-	-	\$1,800,000	-	\$1,800,000
[595]: 16th St S - Johnson St to Farnam St							
<i>Engineering; Stormwater Utility; Streets</i>							
Borrowing - New Debt Issue	-	-	-	-	\$1,070,000	-	\$1,070,000
Borrowing - Revenue Bonds/Notes: Storm Water Utility	-	-	-	-	\$470,000	-	\$470,000
	-	-	-	-	\$1,540,000	-	\$1,540,000
[160]: 17th Pl S - Main St to Cass St							
<i>Sanitary Sewer Utility; Streets; Water Utility</i>							
Borrowing - New Debt Issue	-	-	-	-	\$670,000	-	\$670,000
Borrowing - Revenue Bonds/Notes: Sanitary Sewer Utility	-	-	-	-	\$329,800	-	\$329,800
Borrowing - Revenue Bonds/Notes: Water Utility	-	-	-	-	\$407,400	-	\$407,400
	-	-	-	-	\$1,407,200	-	\$1,407,200
[174]: Charles St - Island St to Hagar St							
<i>Engineering; Stormwater Utility; Streets</i>							
Borrowing - Revenue Bonds/Notes: Storm Water Utility	-	-	-	-	\$218,000	-	\$218,000
Other - TIF Increment - 16	-	-	-	-	\$759,000	-	\$759,000
	-	-	-	-	\$977,000	-	\$977,000
[431]: 31st Street South - State Rd. to East Fairchild St.							
<i>Engineering; Streets</i>							
Borrowing - New Debt Issue	-	-	-	-	\$945,000	-	\$945,000
	-	-	-	-	\$945,000	-	\$945,000
[58]: George Street - Wittenberg Pl. to Onalaska Ave.							
<i>Sanitary Sewer Utility; Stormwater Utility; Streets; Water Utility</i>							
Borrowing - New Debt Issue	-	-	-	-	\$411,000	-	\$411,000
Borrowing - Revenue Bonds/Notes: Sanitary Sewer Utility	-	-	-	-	\$120,000	-	\$120,000
Borrowing - Revenue Bonds/Notes: Storm Water Utility	-	-	-	-	\$66,000	-	\$66,000
Borrowing - Revenue Bonds/Notes: Water Utility	-	-	-	-	\$140,000	-	\$140,000
	-	-	-	-	\$737,000	-	\$737,000
[673]: Hood Street - Joseph Houska Drive to Bridge							
<i>Engineering; Streets</i>							
Borrowing - New Debt Issue	-	-	-	-	\$709,000	-	\$709,000
	-	-	-	-	\$709,000	-	\$709,000
[213]: Birch Street - 29th St. to Dead End East							
<i>Engineering; Streets</i>							
Borrowing - New Debt Issue	-	-	-	-	\$373,000	-	\$373,000
Borrowing - Revenue Bonds/Notes: Storm Water Utility	-	-	-	-	\$50,000	-	\$50,000
	-	-	-	-	\$423,000	-	\$423,000
[137]: Vine Street - Front St. to 2nd St.							
<i>Engineering; Streets</i>							
Borrowing - New Debt Issue	-	-	-	-	\$275,000	-	\$275,000
	-	-	-	-	\$275,000	-	\$275,000
[672]: Ray Place - Strong Avenue to Dead End East							
<i>Engineering; Streets</i>							
Borrowing - New Debt Issue	-	-	-	-	\$240,000	-	\$240,000
	-	-	-	-	\$240,000	-	\$240,000
[46]: 20th Street South - Park Ave. to Denton St.							
<i>Streets</i>							
Borrowing - New Debt Issue	-	-	-	-	\$138,000	-	\$138,000
	-	-	-	-	\$138,000	-	\$138,000
[597]: Farnam St - 16th St S to 20th St S							
<i>Engineering; Stormwater Utility; Streets</i>							
Borrowing - New Debt Issue	-	-	-	-	-	\$900,000	\$900,000
Borrowing - Revenue Bonds/Notes: Storm Water Utility	-	-	-	-	-	\$1,000,000	\$1,000,000
	-	-	-	-	-	\$1,900,000	\$1,900,000
[234]: Sims Place - Western Terminus to South Ave							
<i>Engineering; Stormwater Utility; Streets</i>							
Borrowing - New Debt Issue	-	-	-	-	-	\$800,000	\$800,000
Borrowing - Revenue Bonds/Notes: Storm Water Utility	-	-	-	-	-	\$1,000,000	\$1,000,000
	-	-	-	-	-	\$1,800,000	\$1,800,000

Requests

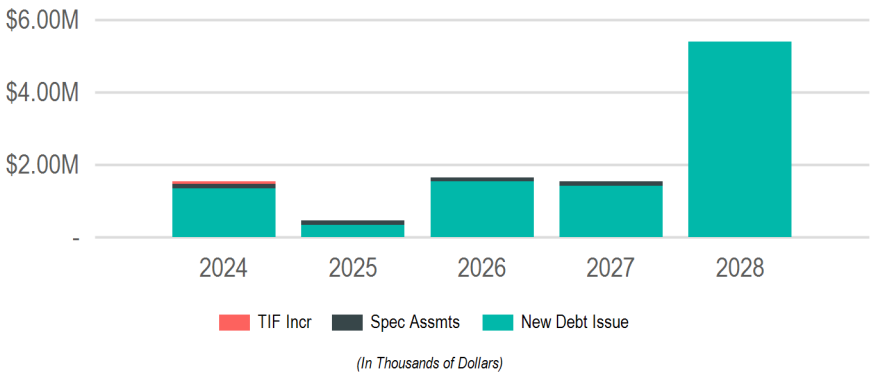
Funding Source	Past	2024	2025	2026	2027	2028	Total
[229]: Weston Street - East Ave. to 21st Pl. S							
<i>Engineering; Stormwater Utility; Streets</i>							
Borrowing - New Debt Issue	-	-	-	-	-	\$916,000	\$916,000
Borrowing - Revenue Bonds/Notes: Storm Water Utility	-	-	-	-	-	\$637,000	\$637,000
	-	-	-	-	-	\$1,553,000	\$1,553,000
[432]: Elm Drive - Easter Rd. to Valleyview Pl.							
<i>Streets</i>							
Borrowing - New Debt Issue	-	-	-	-	-	\$1,439,000	\$1,439,000
	-	-	-	-	-	\$1,439,000	\$1,439,000
[424]: Sunset Drive - Green Bay St. to State Rd.							
<i>Engineering; Streets; Water Utility</i>							
Borrowing - New Debt Issue	-	-	-	-	-	\$537,000	\$537,000
Borrowing - Revenue Bonds/Notes: Water Utility	-	-	-	-	-	\$205,000	\$205,000
	-	-	-	-	-	\$742,000	\$742,000
[671]: Liberty Street - Sill Street to Clinton Street							
<i>Engineering; Streets</i>							
Borrowing - New Debt Issue	-	-	-	-	-	\$741,000	\$741,000
	-	-	-	-	-	\$741,000	\$741,000
[181]: Milwaukee St- Buchner Pl to Causeway Blvd							
<i>Engineering; Stormwater Utility; Streets</i>							
Borrowing - Revenue Bonds/Notes: Storm Water Utility	-	-	-	-	-	\$292,000	\$292,000
Other - TIF Increment - 18	-	-	-	-	-	\$433,000	\$433,000
	-	-	-	-	-	\$725,000	\$725,000
[228]: Travis Street - East Ave. to 20th St. S							
<i>Engineering; Stormwater Utility; Streets</i>							
Borrowing - New Debt Issue	-	-	-	-	-	\$377,000	\$377,000
Borrowing - Revenue Bonds/Notes: Storm Water Utility	-	-	-	-	-	\$208,000	\$208,000
	-	-	-	-	-	\$585,000	\$585,000
[233]: Cook Street - 7th St. S to Steele St.							
<i>Stormwater Utility; Streets</i>							
Borrowing - New Debt Issue	-	-	-	-	-	\$233,000	\$233,000
Borrowing - Revenue Bonds/Notes: Storm Water Utility	-	-	-	-	-	\$282,500	\$282,500
	-	-	-	-	-	\$515,500	\$515,500
[823]: 13th Place - Travis to Barlow							
<i>Engineering; Sanitary Sewer Utility; Stormwater Utility</i>							
Borrowing - New Debt Issue	-	-	-	-	-	\$219,000	\$219,000
Borrowing - Revenue Bonds/Notes: Sanitary Sewer Utility	-	-	-	-	-	\$100,000	\$100,000
Borrowing - Revenue Bonds/Notes: Storm Water Utility	-	-	-	-	-	\$139,500	\$139,500
	-	-	-	-	-	\$458,500	\$458,500
[230]: 7th St S - Wollan Pl to Cook St							
<i>Stormwater Utility; Streets</i>							
Borrowing - New Debt Issue	-	-	-	-	-	\$224,000	\$224,000
Borrowing - Revenue Bonds/Notes: Storm Water Utility	-	-	-	-	-	\$216,000	\$216,000
	-	-	-	-	-	\$440,000	\$440,000
[667]: Redfield Street - 16th Street to East Avenue							
<i>Engineering; Streets</i>							
Borrowing - New Debt Issue	-	-	-	-	-	\$375,000	\$375,000
	-	-	-	-	-	\$375,000	\$375,000
[57]: Garner Place - Zion Rd to Dead End South							
<i>Engineering; Streets</i>							
Borrowing - New Debt Issue	-	-	-	-	-	\$339,000	\$339,000
	-	-	-	-	-	\$339,000	\$339,000
[138]: Zion Road - Garner Pl. to Dead End North							
<i>Engineering; Streets</i>							
Borrowing - New Debt Issue	-	-	-	-	-	\$288,000	\$288,000
	-	-	-	-	-	\$288,000	\$288,000
[819]: 13th Pl - Barlow to Weston							
<i>Engineering; Sanitary Sewer Utility; Stormwater Utility; Streets</i>							
Borrowing - Revenue Bonds/Notes: Sanitary Sewer Utility	-	-	-	-	-	\$98,000	\$98,000
Borrowing - Revenue Bonds/Notes: Storm Water Utility	-	-	-	-	-	\$139,400	\$139,400
Operating - Streets Operating Budget	-	-	-	-	-	\$12,144	\$12,144
	-	-	-	-	-	\$249,544	\$249,544

Requests

Funding Source	Past	2024	2025	2026	2027	2028	Total
[232]: 20th Street South - Mormon Coulee Rd. to Dead End South							
<i>Streets</i>							
Borrowing - New Debt Issue	-	-	-	-	-	\$129,000	\$129,000
	-	-	-	-	-	\$129,000	\$129,000
[789]: Cook Street- Steele St. to Miller St.							
<i>Streets</i>							
Operating - Streets Operating Budget	-	-	-	-	-	\$23,000	\$23,000
	-	-	-	-	-	\$23,000	\$23,000

Streetscaping & Lighting

2024 Total Funding
\$1,540,000
2024 New Borrowing
\$1,345,000
2024 City Funded
\$1,540,000



Funding Sources

Source	2024	2025	2026	2027	2028	Total
Borrowing	\$1,345,000	\$335,000	\$1,535,000	\$1,420,000	\$5,400,000	\$10,035,000
New Debt Issue	\$1,345,000	\$335,000	\$1,535,000	\$1,420,000	\$5,400,000	\$10,035,000
Taxation	\$195,000	\$120,000	\$120,000	\$120,000	-	\$555,000
Special Assessments	\$120,000	\$120,000	\$120,000	\$120,000	-	\$480,000
TIF Increment	\$75,000	-	-	-	-	\$75,000
	\$1,540,000	\$455,000	\$1,655,000	\$1,540,000	\$5,400,000	\$10,590,000

Requests

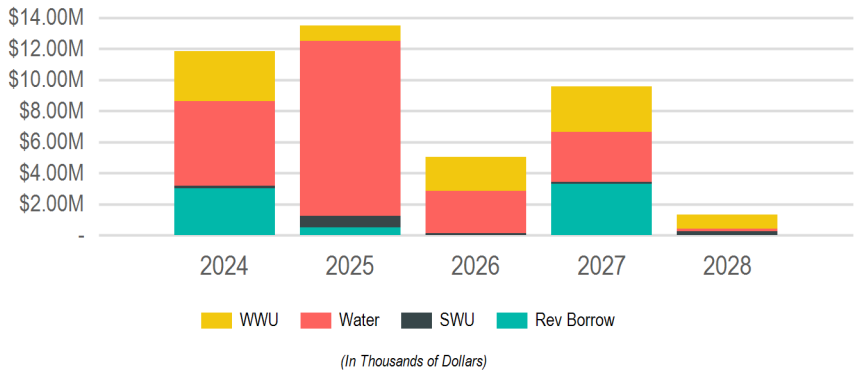
Funding Source	Past	2024	2025	2026	2027	2028	Total
[756]: Rose St Streetscape - Hagar St to Windsor St							
<i>Engineering; Streets</i>							
Borrowing - New Debt Issue	\$750,000	\$750,000	-	-	-	-	\$1,500,000
	\$750,000	\$750,000	-	-	-	-	\$1,500,000
[843]: County Highway B Retaining Walls							
<i>Engineering</i>							
Borrowing - New Debt Issue	-	\$150,000	-	-	-	-	\$150,000
	-	\$150,000	-	-	-	-	\$150,000
[527]: New and infill sidewalk on Green Bay St from West Ave to 16th St							
<i>Engineering</i>							
Borrowing - New Debt Issue	-	\$125,000	-	-	-	-	\$125,000
	-	\$125,000	-	-	-	-	\$125,000
[647]: Sidewalk Snow Removal - City Wide							
<i>Engineering; Fire</i>							
Other - Special Assessments	\$320,000	\$120,000	\$120,000	\$120,000	\$120,000	-	\$800,000
	\$320,000	\$120,000	\$120,000	\$120,000	\$120,000	-	\$800,000
[648]: Annual Sidewalk & ADA Ramp Replacement Program							
<i>Engineering</i>							
Borrowing - New Debt Issue	\$300,000	\$100,000	\$100,000	\$100,000	\$100,000	-	\$700,000
	\$300,000	\$100,000	\$100,000	\$100,000	\$100,000	-	\$700,000
[762]: Annual Sidewalk Infill Program							
<i>Engineering</i>							
Borrowing - New Debt Issue	\$100,000	\$100,000	\$115,000	\$115,000	\$125,000	\$125,000	\$680,000
	\$100,000	\$100,000	\$115,000	\$115,000	\$125,000	\$125,000	\$680,000
[901]: Annual Capital Streetscape & Lighting Maintenance Program							
<i>Engineering; Streets</i>							
Borrowing - New Debt Issue	-	\$100,000	\$100,000	\$100,000	\$100,000	\$100,000	\$500,000
	-	\$100,000	\$100,000	\$100,000	\$100,000	\$100,000	\$500,000
[907]: Pearl Street reconstruction							
<i>Engineering; Planning and Development</i>							
Borrowing - New Debt Issue	-	-	-	-	-	\$4,000,000	\$4,000,000
Other - TIF Increment - 11	-	\$75,000	-	-	-	-	\$75,000
	-	\$75,000	-	-	-	\$4,000,000	\$4,075,000
[626]: LED Street Light Upgrades							
<i>Engineering</i>							
Borrowing - New Debt Issue	\$60,000	\$20,000	\$20,000	\$20,000	\$20,000	-	\$140,000
	\$60,000	\$20,000	\$20,000	\$20,000	\$20,000	-	\$140,000

Requests

Funding Source	Past	2024	2025	2026	2027	2028	Total
[827]: Pedestrian Lighting - Green Bay St, from South Ave to Losey Blvd							
<i>Engineering</i>							
Borrowing - New Debt Issue	-	-	-	\$700,000	\$600,000	-	\$1,300,000
	-	-	-	\$700,000	\$600,000	-	\$1,300,000
[846]: Pedestrian Lighting - Clinton St from Avon St to George St							
<i>Engineering</i>							
Borrowing - New Debt Issue	-	-	-	\$500,000	-	-	\$500,000
	-	-	-	\$500,000	-	-	\$500,000
[745]: Pedestrian Lighting - State St, from 7th St to West Ave							
<i>Engineering</i>							
Borrowing - New Debt Issue	-	-	-	-	\$475,000	-	\$475,000
	-	-	-	-	\$475,000	-	\$475,000
[831]: Pedestrian Lighting - Main St, 7th St to West Avenue							
<i>Engineering</i>							
Borrowing - New Debt Issue	-	-	-	-	-	\$500,000	\$500,000
	-	-	-	-	-	\$500,000	\$500,000
[832]: Pedestrian Lighting - 8th & 9th Streets, from Cameron Ave to Market St							
<i>Engineering</i>							
Borrowing - New Debt Issue	-	-	-	-	-	\$400,000	\$400,000
	-	-	-	-	-	\$400,000	\$400,000
[824]: Airport Road - Streetlighting, terminal to Lakeshore Dr							
<i>Engineering</i>							
Borrowing - New Debt Issue	-	-	-	-	-	\$275,000	\$275,000
	-	-	-	-	-	\$275,000	\$275,000

Utilities

2024 Total Funding
\$11,870,000
2024 New Borrowing
\$3,000,000
2024 City Funded
\$11,870,000



Funding Sources

Source	2024	2025	2026	2027	2028	Total
Borrowing	\$3,000,000	\$500,000	-	\$3,300,000	-	\$6,800,000
Revenue Bonds/Notes	\$3,000,000	\$500,000	-	\$3,300,000	-	\$6,800,000
Operating Funds	\$8,870,000	\$13,020,000	\$5,030,000	\$6,270,000	\$1,325,000	\$34,515,000
Enterprise/Utility Funds	\$8,870,000	\$13,020,000	\$5,030,000	\$6,270,000	\$1,325,000	\$34,515,000
	\$11,870,000	\$13,520,000	\$5,030,000	\$9,570,000	\$1,325,000	\$41,315,000

Requests

Funding Source	Past	2024	2025	2026	2027	2028	Total
[500]: Myrick Pump Station Improvements							
<i>Water Utility</i>							
Operating - Water Utility Funds	\$500,000	\$5,000,000	\$5,000,000	\$2,000,000	-	-	\$12,500,000
	\$500,000	\$5,000,000	\$5,000,000	\$2,000,000	-	-	\$12,500,000
[631]: Storm Sewer Outfall from Losey Blvd and La Crosse St							
<i>Stormwater Utility</i>							
Borrowing - Revenue Bonds/Notes: Storm Water Utility	-	\$3,000,000	-	-	-	-	\$3,000,000
	-	\$3,000,000	-	-	-	-	\$3,000,000
[807]: Division Street Vault Coating							
<i>Sanitary Sewer Utility</i>							
Operating - Sanitary Sewer Utility Funds	-	\$1,750,000	-	-	-	-	\$1,750,000
	-	\$1,750,000	-	-	-	-	\$1,750,000
[882]: Mormon Coulee Road Sanitary Sewer Lining							
<i>Sanitary Sewer Utility</i>							
Operating - Sanitary Sewer Utility Funds	-	\$800,000	-	-	-	-	\$800,000
	-	\$800,000	-	-	-	-	\$800,000
[227]: Sanitary Sewer Repair and Rehab Projects							
<i>Sanitary Sewer Utility</i>							
Operating - Sanitary Sewer Utility Funds	\$700,000	\$500,000	-	\$500,000	-	\$500,000	\$2,200,000
	\$700,000	\$500,000	-	\$500,000	-	\$500,000	\$2,200,000
[492]: Well House Furnace Replacements							
<i>Water Utility</i>							
Operating - Water Utility Funds	\$335,000	\$120,000	\$120,000	\$120,000	\$120,000	-	\$815,000
	\$335,000	\$120,000	\$120,000	\$120,000	\$120,000	-	\$815,000
[578]: Storm Water Utility Casting and Catch Basin Replacement Funds							
<i>Engineering; Stormwater Utility</i>							
Operating - Storm Water Utility Funds	\$300,000	\$100,000	\$100,000	\$100,000	\$100,000	\$100,000	\$800,000
	\$300,000	\$100,000	\$100,000	\$100,000	\$100,000	\$100,000	\$800,000
[579]: Sanitary Sewer Utility Casting and Manhole Replacement Funds							
<i>Sanitary Sewer Utility</i>							
Operating - Sanitary Sewer Utility Funds	\$300,000	\$100,000	\$100,000	\$100,000	\$100,000	\$100,000	\$800,000
	\$300,000	\$100,000	\$100,000	\$100,000	\$100,000	\$100,000	\$800,000
[684]: Bluff Slough Sanitary Station Controls Upgrade							
<i>Sanitary Sewer Utility</i>							
Operating - Sanitary Sewer Utility Funds	-	\$100,000	-	\$700,000	-	-	\$800,000
	-	\$100,000	-	\$700,000	-	-	\$800,000

Requests

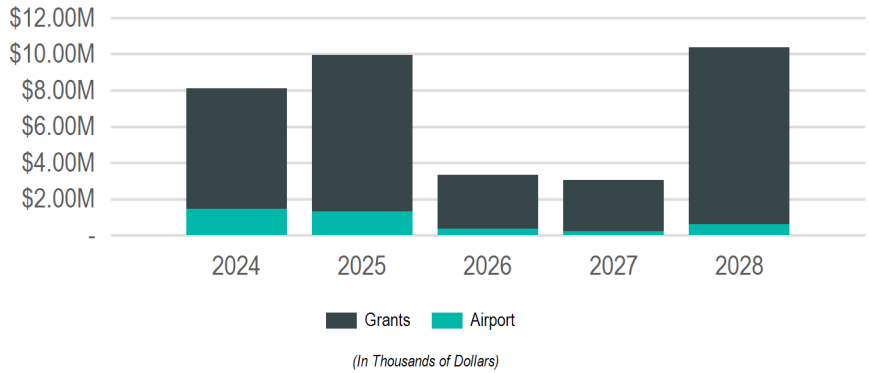
Funding Source	Past	2024	2025	2026	2027	2028	Total
[883]: Water Utility Replacement Funds							
<i>Water Utility</i>							
Operating - Water Utility Funds	-	\$100,000	\$100,000	\$100,000	\$100,000	\$100,000	\$500,000
	-	\$100,000	\$100,000	\$100,000	\$100,000	\$100,000	\$500,000
[884]: Hwy 16 New Water Transmission Line							
<i>Water Utility</i>							
Operating - Water Utility Funds	-	\$100,000	\$6,000,000	-	-	-	\$6,100,000
	-	\$100,000	\$6,000,000	-	-	-	\$6,100,000
[184]: Street Best Management Practice (BMP)							
<i>Engineering; Stormwater Utility</i>							
Operating - Storm Water Utility Funds	\$250,000	\$50,000	\$50,000	\$50,000	\$50,000	\$50,000	\$500,000
	\$250,000	\$50,000	\$50,000	\$50,000	\$50,000	\$50,000	\$500,000
[811]: Access Control Upgrades at Myrick Pumphouse Shop							
<i>Water Utility</i>							
Operating - Water Utility Funds	\$50,000	\$50,000	-	-	-	-	\$100,000
	\$50,000	\$50,000	-	-	-	-	\$100,000
[817]: Easter Road Drainage Swale Inlet							
<i>Stormwater Utility</i>							
Operating - Storm Water Utility Funds	\$50,000	\$50,000	-	-	-	-	\$100,000
	\$50,000	\$50,000	-	-	-	-	\$100,000
[912]: Well Access and Security							
<i>Water Utility</i>							
Operating - Water Utility Funds	-	\$50,000	\$50,000	-	-	-	\$100,000
	-	\$50,000	\$50,000	-	-	-	\$100,000
[611]: Rehabilitation of the Green Island Sanitary Lift Station							
<i>Sanitary Sewer Utility</i>							
Operating - Sanitary Sewer Utility Funds	\$50,000	-	\$600,000	-	-	-	\$650,000
	\$50,000	-	\$600,000	-	-	-	\$650,000
[683]: Green Meadows Storm Station Controls Upgrade							
<i>Stormwater Utility</i>							
Operating - Storm Water Utility Funds	\$50,000	-	\$600,000	-	-	-	\$650,000
	\$50,000	-	\$600,000	-	-	-	\$650,000
[808]: Ultra Violet Treatment System Replacement at Wastewater Treatment Plant							
<i>Sanitary Sewer Utility</i>							
Borrowing - Revenue Bonds/Notes: Sanitary Sewer Utility	-	-	\$500,000	-	\$2,500,000	-	\$3,000,000
Operating - Sanitary Sewer Utility Funds	-	-	-	-	\$2,500,000	-	\$2,500,000
	-	-	\$500,000	-	\$5,000,000	-	\$5,500,000
[886]: Force Main Locating & Condition Assessment							
<i>Sanitary Sewer Utility</i>							
Operating - Sanitary Sewer Utility Funds	-	-	\$300,000	-	-	-	\$300,000
	-	-	\$300,000	-	-	-	\$300,000
[689]: Parkview Sanitary Station Controls Upgrade							
<i>Sanitary Sewer Utility</i>							
Operating - Sanitary Sewer Utility Funds	-	-	-	\$710,000	-	-	\$710,000
	-	-	-	\$710,000	-	-	\$710,000
[879]: Fiber to Grandad Reservoir							
<i>Water Utility</i>							
Operating - Water Utility Funds	-	-	-	\$500,000	-	-	\$500,000
	-	-	-	\$500,000	-	-	\$500,000
[708]: Disinfection Building Roof Replacement							
<i>Sanitary Sewer Utility</i>							
Operating - Sanitary Sewer Utility Funds	-	-	-	\$150,000	-	-	\$150,000
	-	-	-	\$150,000	-	-	\$150,000
[887]: Market Street Bridge Watermain Replacement							
<i>Water Utility</i>							
Operating - Water Utility Funds	-	-	-	-	\$3,000,000	-	\$3,000,000
	-	-	-	-	\$3,000,000	-	\$3,000,000
[812]: Add 3rd Pump to Monitor St. Lift Station							
<i>Stormwater Utility</i>							
Borrowing - Revenue Bonds/Notes: Storm Water Utility	-	-	-	-	\$800,000	-	\$800,000
	-	-	-	-	\$800,000	-	\$800,000

Requests

Funding Source	Past	2024	2025	2026	2027	2028	Total
[809]: Replace Cold Storage roof at WWTP							
<i>Sanitary Sewer Utility</i>							
Operating - Sanitary Sewer Utility Funds	-	-	-	-	\$200,000	-	\$200,000
	-	-	-	-	\$200,000	-	\$200,000
[690]: Valleybrook Sanitary Station Rehabilitation							
<i>Sanitary Sewer Utility</i>							
Operating - Sanitary Sewer Utility Funds	-	-	-	-	\$100,000	\$300,000	\$400,000
	-	-	-	-	\$100,000	\$300,000	\$400,000
[814]: Mormon Coulee Road Flood Fix Study							
<i>Stormwater Utility</i>							
Operating - Storm Water Utility Funds	-	-	-	-	-	\$100,000	\$100,000
	-	-	-	-	-	\$100,000	\$100,000
[877]: Fiber to Well 13							
<i>Water Utility</i>							
Operating - Water Utility Funds	-	-	-	-	-	\$75,000	\$75,000
	-	-	-	-	-	\$75,000	\$75,000

Airport

2024 Total Funding
\$8,110,000
2024 New Borrowing
2024 City Funded
\$1,460,000



Funding Sources

Source	2024	2025	2026	2027	2028	Total
Grants & Other Intergovernmental	\$6,650,000	\$8,630,000	\$2,937,500	\$2,850,000	\$9,770,000	\$30,837,500
Federal	\$6,300,000	\$8,100,000	\$2,025,000	\$2,700,000	\$9,180,000	\$28,305,000
State	\$350,000	\$530,000	\$912,500	\$150,000	\$590,000	\$2,532,500
Operating Funds	\$1,460,000	\$1,330,000	\$376,500	\$214,000	\$598,000	\$3,978,500
Enterprise/Utility Funds	\$1,460,000	\$1,330,000	\$376,500	\$214,000	\$598,000	\$3,978,500
	\$8,110,000	\$9,960,000	\$3,314,000	\$3,064,000	\$10,368,000	\$34,816,000

Requests

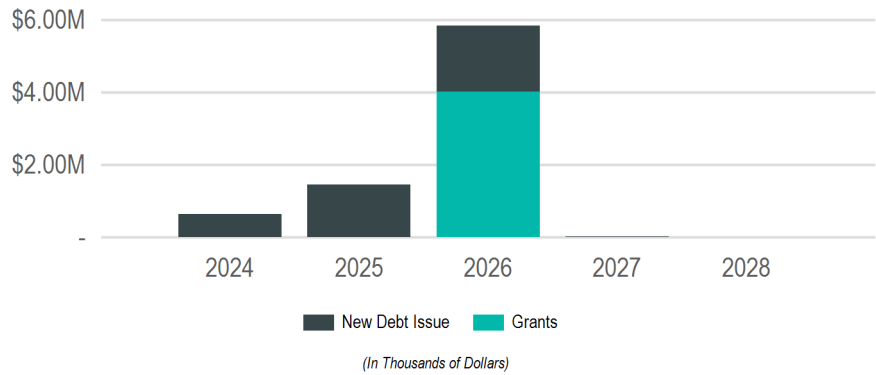
Funding Source	Past	2024	2025	2026	2027	2028	Total
[617]: Taxiway A Relocation							
<i>Airport</i>							
Grants - Federal	\$360,000	\$4,500,000	-	-	-	-	\$4,860,000
Grants - State	\$20,000	\$250,000	-	-	-	-	\$270,000
Operating - Airport Operating Funds	\$20,000	\$250,000	-	-	-	-	\$270,000
	\$400,000	\$5,000,000	-	-	-	-	\$5,400,000
[412]: Rehabilitate Aircraft Rescue and Fire Fighting (ARFF) Facility							
<i>Airport</i>							
Grants - Federal	-	\$1,440,000	-	-	-	-	\$1,440,000
Grants - State	-	\$80,000	-	-	-	-	\$80,000
Operating - Passenger Facility Charges	-	\$80,000	-	-	-	-	\$80,000
	-	\$1,600,000	-	-	-	-	\$1,600,000
[892]: Replace Terminal Atrium Roof							
<i>Airport</i>							
Operating - Airport Operating Funds	-	\$650,000	-	-	-	-	\$650,000
	-	\$650,000	-	-	-	-	\$650,000
[711]: South GA Apron Reconstruction							
<i>Airport</i>							
Grants - Federal	-	\$360,000	\$8,100,000	-	-	-	\$8,460,000
Grants - State	-	\$20,000	\$450,000	-	-	-	\$470,000
Operating - Airport Operating Funds	-	\$20,000	\$450,000	-	-	-	\$470,000
	-	\$400,000	\$9,000,000	-	-	-	\$9,400,000
[893]: Replace Parking Access and Revenue Control System							
<i>Airport</i>							
Operating - Airport Operating Funds	-	\$400,000	-	-	-	-	\$400,000
	-	\$400,000	-	-	-	-	\$400,000
[408]: Terminal Facility Upgrades and Rehabilitation							
<i>Airport</i>							
Operating - Airport Operating Funds	\$205,000	\$60,000	\$60,000	\$64,000	\$64,000	\$68,000	\$521,000
	\$205,000	\$60,000	\$60,000	\$64,000	\$64,000	\$68,000	\$521,000
[616]: Terminal Outbound Baggage Expansion							
<i>Airport</i>							
Operating - Passenger Facility Charges	-	-	\$800,000	-	-	-	\$800,000
	-	-	\$800,000	-	-	-	\$800,000

Requests

Funding Source	Past	2024	2025	2026	2027	2028	Total
[767]: Reconstruct North Terminal Parking Lot							
<i>Airport</i>							
Grants - State	-	-	\$80,000	\$800,000	-	-	\$880,000
Operating - Airport Operating Funds	-	-	\$20,000	\$200,000	-	-	\$220,000
	-	-	\$100,000	\$1,000,000	-	-	\$1,100,000
[712]: Airfield Drainage Improvement							
<i>Airport</i>							
Grants - Federal	-	-	-	\$1,935,000	-	-	\$1,935,000
Grants - State	-	-	-	\$107,500	-	-	\$107,500
Operating - Airport Operating Funds	-	-	-	\$107,500	-	-	\$107,500
	-	-	-	\$2,150,000	-	-	\$2,150,000
[621]: Snow Removal Equipment Building Rehabilitation/Expansion							
<i>Airport</i>							
Grants - Federal	-	-	-	\$90,000	\$2,160,000	-	\$2,250,000
Grants - State	-	-	-	\$5,000	\$120,000	-	\$125,000
Operating - Passenger Facility Charges	-	-	-	\$5,000	\$120,000	-	\$125,000
	-	-	-	\$100,000	\$2,400,000	-	\$2,500,000
[769]: East GA Apron Reconstruction							
<i>Airport</i>							
Grants - Federal	-	-	-	-	\$540,000	\$8,100,000	\$8,640,000
Grants - State	-	-	-	-	\$30,000	\$450,000	\$480,000
Operating - Airport Operating Funds	-	-	-	-	\$30,000	\$450,000	\$480,000
	-	-	-	-	\$600,000	\$9,000,000	\$9,600,000
[615]: Construct Connector Taxiway							
<i>Airport</i>							
Grants - Federal	-	-	-	-	-	\$1,080,000	\$1,080,000
Grants - State	-	-	-	-	-	\$60,000	\$60,000
Operating - Passenger Facility Charges	-	-	-	-	-	\$60,000	\$60,000
	-	-	-	-	-	\$1,200,000	\$1,200,000
[619]: Prepare Development Site							
<i>Airport</i>							
Grants - State	-	-	-	-	-	\$80,000	\$80,000
Operating - Airport Operating Funds	-	-	-	-	-	\$20,000	\$20,000
	-	-	-	-	-	\$100,000	\$100,000

Bridges

2024 Total Funding
\$635,700
2024 New Borrowing
\$635,700
2024 City Funded
\$635,700



Funding Sources

Source	2024	2025	2026	2027	2028	Total
Borrowing	\$635,700	\$1,460,300	\$1,832,300	\$25,000	-	\$3,953,300
New Debt Issue	\$635,700	\$1,460,300	\$1,832,300	\$25,000	-	\$3,953,300
Grants & Other Intergovernmental	-	-	\$4,010,400	-	-	\$4,010,400
Federal	-	-	\$4,010,400	-	-	\$4,010,400
	\$635,700	\$1,460,300	\$5,842,700	\$25,000	-	\$7,963,700

Requests

Funding Source	Past	2024	2025	2026	2027	2028	Total
[688]: Wagon Wheel Connector Trail							
<i>Planning and Development</i>							
Borrowing - New Debt Issue	-	\$480,700	\$1,135,300	\$1,135,300	-	-	\$2,751,300
Grants - Federal	-	-	-	\$4,010,400	-	-	\$4,010,400
	-	\$480,700	\$1,135,300	\$5,145,700	-	-	\$6,761,700
[903]: Ward Avenue Bridge over Pammel Creek							
<i>Engineering; Streets</i>							
Borrowing - New Debt Issue	-	\$70,000	-	\$672,000	-	-	\$742,000
	-	\$70,000	-	\$672,000	-	-	\$742,000
[904]: Niedbalski Bridge Repair							
<i>Engineering</i>							
Borrowing - New Debt Issue	-	\$60,000	\$300,000	-	-	-	\$360,000
	-	\$60,000	\$300,000	-	-	-	\$360,000
[528]: Bridge Maintenance & Inspections							
<i>Engineering</i>							
Borrowing - New Debt Issue	\$525,000	\$25,000	\$25,000	\$25,000	\$25,000	-	\$625,000
	\$525,000	\$25,000	\$25,000	\$25,000	\$25,000	-	\$625,000

New Borrowing Requests

Request	2024	2025	2026	2027	2028	Total
Borrowing - New Debt Issue						
650: Jackson St. Overlay from 3rd St. to 23rd St.	\$2,040,000	-	-	-	-	\$2,040,000
602: Green Bay St - West Ave to East Ave	\$1,522,000	-	-	-	-	\$1,522,000
423: Saint Andrew Street - Wood St. to Dead End East	\$1,169,000	-	-	-	-	\$1,169,000
624: Flood Levee Rehabilitation	\$1,000,000	\$1,200,000	\$1,200,000	-	-	\$3,400,000
825: Municipal Services Center - Brine Tank Addition	\$800,000	-	-	-	-	\$800,000
E375: Dual band portable radios	\$800,000	-	-	-	-	\$800,000
756: Rose St Streetscape - Hagar St to Windsor St	\$750,000	-	-	-	-	\$750,000
841: Badger/Hickey Park Shelter	\$700,000	-	-	-	-	\$700,000
134: Saint James Street - Copeland Ave. to Caledonia St.	\$614,000	-	-	-	-	\$614,000
49: 28th Street South - Main St. to Cass St.	\$601,000	-	-	-	-	\$601,000
906: Housing Grant Revolving Fund	\$500,000	\$500,000	\$500,000	\$500,000	-	\$2,000,000
688: Wagon Wheel Connector Trail	\$480,700	\$1,135,300	\$1,135,300	-	-	\$2,751,300
643: Roof Replacement for South Hall A and Lobby	\$475,000	-	-	-	-	\$475,000
169: 21st St N - Campbell Rd to State St	\$462,000	-	-	-	-	\$462,000
554: Northside Community Pool	\$425,000	-	-	-	-	\$425,000
268: Citywide Traffic Implementation: Interconnect & Synchronization	\$400,000	\$200,000	-	-	-	\$600,000
915: Annual CIP Street Department Paving	\$350,000	\$350,000	\$350,000	\$350,000	\$350,000	\$1,750,000
E92: Motor Grader	\$350,000	-	-	\$350,000	-	\$700,000
E61: City Technology Upgrades	\$325,000	\$300,000	\$250,000	\$275,000	\$300,000	\$1,450,000
E105: Networking/Backbone Upgrades	\$284,000	\$1,110,000	\$929,000	\$724,000	\$207,000	\$3,254,000
857: Grand Crossing Trail Reconstruction	\$250,000	-	-	-	-	\$250,000
E86: Tandem Axle Dump Truck w/belly plow	\$243,000	\$243,000	\$243,000	\$243,000	-	\$972,000
E87: Single Axle Dump Truck w/Plow (Mail Box Cut)	\$236,000	-	\$236,000	\$236,000	\$236,000	\$944,000
E368: Trackless Sidewalk Machine	\$225,000	-	-	-	-	\$225,000
E275: P25 Radio System/NICE Logger/SUS/RSUS Service	\$220,000	\$236,000	\$252,000	\$270,000	\$289,000	\$1,267,000
600: Green Bay St - Losey Blvd to BNSF RR	\$200,000	-	\$1,087,000	-	-	\$1,287,000
771: Citywide Tree Planting	\$165,000	-	-	-	-	\$165,000
277: ADA Transition Plan	\$150,000	\$150,000	-	-	-	\$300,000
763: Annual Capital Pavement Maintenance Program	\$150,000	\$200,000	\$200,000	\$250,000	\$250,000	\$1,050,000
766: Security Infrastructure Update	\$150,000	-	-	-	-	\$150,000
804: Climate Action Plan Implementation	\$150,000	\$150,000	\$150,000	\$150,000	\$150,000	\$750,000
843: County Highway B Retaining Walls	\$150,000	-	-	-	-	\$150,000
913: Annual Miscellaneous Curb Gutter & Pavement Replacement	\$150,000	\$150,000	\$150,000	\$150,000	\$150,000	\$750,000
E315: Brine Making System	\$150,000	-	-	-	-	\$150,000
527: New and infill sidewalk on Green Bay St from West Ave to 16th St	\$125,000	-	-	-	-	\$125,000
648: Annual Sidewalk & ADA Ramp Replacement Program	\$100,000	\$100,000	\$100,000	\$100,000	-	\$400,000
649: Bliss Road Slope Stabilization	\$100,000	\$300,000	\$300,000	\$300,000	-	\$1,000,000
762: Annual Sidewalk Infill Program	\$100,000	\$115,000	\$115,000	\$125,000	\$125,000	\$580,000
901: Annual Capital Streetscape & Lighting Maintenance Program	\$100,000	\$100,000	\$100,000	\$100,000	\$100,000	\$500,000
594: 6th Street South - State Street to Cass Street	\$75,000	\$1,700,000	-	-	-	\$1,775,000
908: Smith Valley Road Traffic Calming	\$75,000	-	-	-	-	\$75,000
E237: Wood Chipper	\$75,000	-	-	-	-	\$75,000
881: Vine Street - 14th St N to 16th St N	\$72,000	-	-	-	-	\$72,000
565: Fiber, Wireless and other Telecommunications Infrastructure	\$70,000	\$70,000	\$70,000	\$70,000	\$70,000	\$350,000
903: Ward Avenue Bridge over Pammel Creek	\$70,000	-	\$672,000	-	-	\$742,000
E344: 6' Lawn Mowers	\$70,000	-	-	-	-	\$70,000
880: Sunset Lane - Sunnyslope Rd to Gillette St	\$62,000	-	-	-	-	\$62,000
E49: Leaf Vacuum Collector	\$61,218	\$70,000	\$70,000	\$70,000	\$70,000	\$341,218
904: Niedbalski Bridge Repair	\$60,000	\$300,000	-	-	-	\$360,000
430: 28th Street South - Lincoln Ave. to Ward Ave.	\$50,000	-	-	-	-	\$50,000
852: Gladys Street Traffic Calming	\$50,000	-	-	-	-	\$50,000
856: Cottonwood Trail Culvert Replacement Project	\$50,000	-	-	-	-	\$50,000
905: Bicycle Route 1 Signage	\$50,000	-	-	-	-	\$50,000
914: Annual Miscellaneous Alley Pavement Replacement	\$50,000	\$50,000	\$50,000	\$50,000	\$50,000	\$250,000
E193: Structural Firefighting Helmets	\$50,000	-	-	-	-	\$50,000
E380: Mandatory Obsolescence Replacement of Access Control System	\$50,000	-	-	-	-	\$50,000
878: Liberty Street - St James Street to St Cloud St	\$42,000	-	-	-	-	\$42,000
E101: Domain Awareness, Building Security and Smart City	\$40,000	\$40,000	\$40,000	\$40,000	\$40,000	\$200,000
E241: Stump Grinder	\$40,000	-	-	-	-	\$40,000
E358: Toro Rough Mower	\$40,000	-	-	-	-	\$40,000
854: Hear, Here Program- North La Crosse	\$36,000	-	-	-	-	\$36,000
E366: Towable Attenuator	\$35,000	-	-	-	-	\$35,000
728: WIS 35 - La Crosse Co Line to Garner PI	\$30,000	-	-	-	-	\$30,000
E363: Miller-En Pac	\$30,000	-	-	-	-	\$30,000
E365: Tire Machine & Balancer	\$30,000	-	-	-	-	\$30,000
E223: 10' Stainless Steel Spreader w/tanks/controls	\$28,000	-	-	-	-	\$28,000

Supplemental Information - New Borrowing Requests

Request	2024	2025	2026	2027	2028	Total
528: Bridge Maintenance & Inspections	\$25,000	\$25,000	\$25,000	\$25,000	-	\$100,000
888: Main Street Traffic Calming	\$25,000	-	-	-	-	\$25,000
E376: Fire Rescue boat	\$25,000	-	-	-	-	\$25,000
873: Highland Street - Dead End W to 26th St S	\$22,000	-	-	-	-	\$22,000
626: LED Street Light Upgrades	\$20,000	\$20,000	\$20,000	\$20,000	-	\$80,000
E364: Crane	\$20,000	-	-	-	-	\$20,000
E51: Bullet Resistant Vests	\$20,000	\$20,000	\$20,000	\$20,000	\$20,000	\$100,000
E322: Athletic Field Roller	\$15,000	-	-	-	-	\$15,000
E297: Compactor Box	\$14,000	\$25,000	-	\$16,000	-	\$55,000
106: Gillette St - Caledonia St to George St (STP-Urban)	\$10,000	-	-	-	-	\$10,000
503: Signal Upgrades - Monotubes on Connecting Highways (HSIP)	\$10,000	-	-	-	-	\$10,000
504: Intersection Safety Improvements - West Ave (HSIP)	\$10,000	-	-	-	-	\$10,000
730: 2022 Highway Safety Improvement Program Construction	\$10,000	-	-	-	-	\$10,000
E372: Leaf Box	\$10,000	\$10,000	\$10,000	\$10,000	-	\$40,000
64: Lauderdale Place - George St. to Lauderdale Ct.	-	\$1,370,000	-	-	-	\$1,370,000
435: 15th Street - Cass St. to Ferry St.	-	\$1,320,000	-	-	-	\$1,320,000
656: Public Market	-	\$1,000,000	\$1,500,000	-	-	\$2,500,000
761: Annual Traffic Signal Replacement Program	-	\$1,000,000	\$1,100,000	\$1,100,000	\$1,200,000	\$4,400,000
598: Green Bay St - 22nd St S to Losey Blvd	-	\$875,000	-	-	-	\$875,000
159: 16th St N - Vine St to Main St	-	\$860,000	-	-	-	\$860,000
421: Livingston Street - Liberty St. to George St.	-	\$860,000	-	-	-	\$860,000
E263: Hazardous Materials Team Response Vehicle	-	\$850,000	-	-	-	\$850,000
220: 20th St S - Hyde Ave to Weston St	-	\$756,000	-	-	-	\$756,000
911: Island Street - George St to Loomis St	-	\$703,500	-	-	-	\$703,500
162: 17th Street South - Chase St. to South Ave.	-	\$670,000	-	-	-	\$670,000
910: Wood Street - St. Andrew to Dead End S	-	\$655,000	-	-	-	\$655,000
666: Jansen Place - State Highway 16 to County Highway PH	-	\$590,000	-	-	-	\$590,000
47: 22nd Street South - Hyde Ave. to Weston St.	-	\$583,000	-	-	-	\$583,000
593: Redfield Street - 21st Street South to Losey Boulevard	-	\$552,600	-	-	-	\$552,600
E367: Mobile Library Vehicle - 33' Coach Style	-	\$525,000	-	-	-	\$525,000
553: Erickson Pool	-	\$450,000	-	-	-	\$450,000
798: Robinsdale Avenue - Mormon Coulee Rd to 28th St.	-	\$400,000	-	-	-	\$400,000
212: State St - 16th St to 17th St	-	\$328,000	-	-	-	\$328,000
E316: Loader	-	\$285,000	-	-	-	\$285,000
E381: Mecalac 9MWR	-	\$240,000	-	-	-	\$240,000
E91: Quad Axle Dump Truck	-	\$210,000	-	-	-	\$210,000
179: Lincoln Avenue - 29th St. to 32nd St.	-	\$187,333	-	-	-	\$187,333
E109: Special Operations Teams and Urban Search and Rescue Response Equipment	-	\$80,000	\$80,000	\$80,000	\$80,000	\$320,000
E119: Cardiac Monitors and Associated Equipment	-	\$65,000	-	-	-	\$65,000
E350: Medium sized Scrubber	-	\$50,000	-	-	-	\$50,000
E352: Stage Decks and Legs	-	\$50,000	-	-	-	\$50,000
E377: Vehicle Fire prop	-	\$49,500	-	-	-	\$49,500
E347: Copeland Baseball Scoreboard	-	\$45,000	-	-	-	\$45,000
E349: Forklift	-	\$45,000	-	-	-	\$45,000
E351: Tables	-	\$36,000	-	-	-	\$36,000
E359: Bullseye Rapid Seeder	-	\$35,000	-	-	-	\$35,000
E323: Aluminum Flagpole	-	\$30,000	-	-	-	\$30,000
E353: LED Replacement Bulbs	-	\$30,000	-	-	-	\$30,000
E96: Advanced Life Support/Basic Life Support Emergency Medical Services Equipment	-	\$22,000	\$22,000	\$22,000	-	\$66,000
E196: Thermal Imaging Cameras	-	\$20,000	-	-	-	\$20,000
781: Losey Boulevard - Park Dr. to Main St.	-	-	\$4,740,000	-	-	\$4,740,000
182: Monitor St - Rose St to Lang Dr	-	-	\$950,000	-	-	\$950,000
827: Pedestrian Lighting - Green Bay St, from South Ave to Losey Blvd	-	-	\$700,000	\$600,000	-	\$1,300,000
428: 21st Street South - Jackson St. to Johnson St.	-	-	\$591,000	-	-	\$591,000
680: 8th Street South - Johnson Street to Denton Street	-	-	\$500,000	\$500,000	-	\$1,000,000
846: Pedestrian Lighting - Clinton St from Avon St to George St	-	-	\$500,000	-	-	\$500,000
562: City Hall Air Handler Replacement	-	-	\$450,000	\$450,000	-	\$900,000
429: 23rd Street South - Hyde Ave. to Barlow St.	-	-	\$372,000	-	-	\$372,000
540: Restroom remodeling in South Facility	-	-	\$360,000	-	-	\$360,000
223: East Ave - Weston St to Horton St	-	-	\$301,000	-	-	\$301,000
E83: Pelican Street Sweeper	-	-	\$291,000	-	-	\$291,000
E266: Aerial Lift Truck	-	-	\$200,000	-	-	\$200,000
222: 21st Pl S - Townsend St to Bennett St	-	-	\$186,000	-	-	\$186,000
561: City Hall Plumbing Repairs/Bathroom Remodel	-	-	\$100,000	\$100,000	\$100,000	\$300,000
E317: Tar Kettle	-	-	\$74,000	-	-	\$74,000
E379: Conex confined space training Maze	-	-	\$72,000	-	-	\$72,000
E318: Column Lift	-	-	\$70,000	-	-	\$70,000
E355: Bobcat Toolcat	-	-	\$70,000	-	-	\$70,000
E354: Scissors lift	-	-	\$60,000	-	-	\$60,000

Supplemental Information - New Borrowing Requests

Request	2024	2025	2026	2027	2028	Total
542: Interior Building Networking Cable Replacement	-	-	\$50,000	-	-	\$50,000
E277: Sport Bleachers	-	-	\$36,000	-	-	\$36,000
E239: John Deere Turf Gator	-	-	\$32,000	-	-	\$32,000
E370: Compactor	-	-	\$26,000	-	-	\$26,000
909: Losey Boulevard - Main St to Market St	-	-	-	\$5,051,000	-	\$5,051,000
894: Fire Station #1 Replacement	-	-	-	\$4,500,000	\$4,500,000	\$9,000,000
601: Green Bay St - 9th St S to West Ave	-	-	-	\$2,137,000	-	\$2,137,000
596: Cunningham Street - Larson Street to Dead End East	-	-	-	\$1,500,000	-	\$1,500,000
670: 10th Street North - Pine Street to Main Street	-	-	-	\$1,350,000	-	\$1,350,000
595: 16th St S - Johnson St to Farnam St	-	-	-	\$1,070,000	-	\$1,070,000
431: 31st Street South - State Rd. to East Fairchild St.	-	-	-	\$945,000	-	\$945,000
673: Hood Street - Joseph Houska Drive to Bridge	-	-	-	\$709,000	-	\$709,000
160: 17th Pl S - Main St to Cass St	-	-	-	\$670,000	-	\$670,000
745: Pedestrian Lighting - State St, from 7th St to West Ave	-	-	-	\$475,000	-	\$475,000
58: George Street - Wittenberg Pl. to Onalaska Ave.	-	-	-	\$411,000	-	\$411,000
213: Birch Street - 29th St. to Dead End East	-	-	-	\$373,000	-	\$373,000
137: Vine Street - Front St. to 2nd St.	-	-	-	\$275,000	-	\$275,000
672: Ray Place - Strong Avenue to Dead End East	-	-	-	\$240,000	-	\$240,000
E356: Horner Basketball Court	-	-	-	\$185,000	-	\$185,000
467: Main Branch Library Main Hall Remodel	-	-	-	\$175,000	-	\$175,000
E319: Pavement Roller	-	-	-	\$150,000	-	\$150,000
E328: Zamboni	-	-	-	\$150,000	-	\$150,000
46: 20th Street South - Park Ave. to Denton St.	-	-	-	\$138,000	-	\$138,000
E325: Front End Loader	-	-	-	\$120,000	-	\$120,000
709: Outside Doors in South Hall and Production	-	-	-	\$110,000	-	\$110,000
E329: Skid Steer	-	-	-	\$70,000	-	\$70,000
E360: Utility Tractor 50HP	-	-	-	\$60,000	-	\$60,000
E97: Training Site - Equipment Improvements and Live Burn Engineering Requirements	-	-	-	\$50,000	-	\$50,000
E378: Training Smoke Machines and Mannequins	-	-	-	\$25,000	-	\$25,000
907: Pearl Street reconstruction	-	-	-	-	\$4,000,000	\$4,000,000
432: Elm Drive - Easter Rd. to Valleyview Pl.	-	-	-	-	\$1,439,000	\$1,439,000
229: Weston Street - East Ave. to 21st Pl. S	-	-	-	-	\$916,000	\$916,000
597: Farnam St - 16th St S to 20th St S	-	-	-	-	\$900,000	\$900,000
234: Sims Place - Western Terminus to South Ave	-	-	-	-	\$800,000	\$800,000
466: South Community Library Remodel	-	-	-	-	\$750,000	\$750,000
671: Liberty Street - Sill Street to Clinton Street	-	-	-	-	\$741,000	\$741,000
424: Sunset Drive - Green Bay St. to State Rd.	-	-	-	-	\$537,000	\$537,000
831: Pedestrian Lighting - Main St, 7th St to West Avenue	-	-	-	-	\$500,000	\$500,000
832: Pedestrian Lighting - 8th & 9th Streets, from Cameron Ave to Market St	-	-	-	-	\$400,000	\$400,000
228: Travis Street - East Ave. to 20th St. S	-	-	-	-	\$377,000	\$377,000
667: Redfield Street - 16th Street to East Avenue	-	-	-	-	\$375,000	\$375,000
57: Garner Place - Zion Rd to Dead End South	-	-	-	-	\$339,000	\$339,000
138: Zion Road - Garner Pl. to Dead End North	-	-	-	-	\$288,000	\$288,000
824: Airport Road - Streetlighting, terminal to Lakeshore Dr	-	-	-	-	\$275,000	\$275,000
233: Cook Street - 7th St. S to Steele St.	-	-	-	-	\$233,000	\$233,000
E345: Dump Truck	-	-	-	-	\$230,000	\$230,000
E357: 12 x 22 HD Display Board	-	-	-	-	\$225,000	\$225,000
230: 7th St S - Wollan Pl to Cook St	-	-	-	-	\$224,000	\$224,000
823: 13th Place - Travis to Barlow	-	-	-	-	\$219,000	\$219,000
865: Freight Elevator Upgrade	-	-	-	-	\$185,000	\$185,000
891: Olberg Ct - Alley Reconstruction	-	-	-	-	\$135,000	\$135,000
232: 20th Street South - Mormon Coulee Rd. to Dead End South	-	-	-	-	\$129,000	\$129,000
861: Replacement of Kitchen Flooring	-	-	-	-	\$125,000	\$125,000
E361: Sidewinder Mower	-	-	-	-	\$45,000	\$45,000
E346: Lift Trailer	-	-	-	-	\$20,000	\$20,000
	\$18,788,918	\$24,697,233	\$21,707,300	\$28,235,000	\$22,694,000	\$116,122,451

Borrowing - Revenue Bonds/Notes: Parking Utility

889: Parking Benefit District	\$850,000	-	-	-	-	\$850,000
	\$850,000	-	-	-	-	\$850,000

Borrowing - Revenue Bonds/Notes: Sanitary Sewer Utility

602: Green Bay St - West Ave to East Ave	\$616,000	-	-	-	-	\$616,000
209: Onalaska Ave - Moore St to Gohres St	\$335,000	-	-	-	-	\$335,000
183: Moore St - Prospect St to dead end east	\$250,000	-	-	-	-	\$250,000
49: 28th Street South - Main St. to Cass St.	\$230,000	-	-	-	-	\$230,000
169: 21st St N - Campbell Rd to State St	\$223,000	-	-	-	-	\$223,000
881: Vine Street - 14th St N to 16th St N	\$215,000	-	-	-	-	\$215,000
423: Saint Andrew Street - Wood St. to Dead End East	\$210,000	-	-	-	-	\$210,000

Supplemental Information - New Borrowing Requests

Request	2024	2025	2026	2027	2028	Total
860: 9th Street S - Redfield St to Green Bay St	\$145,000	-	-	-	-	\$145,000
868: Charles Street - Logan St to Clinton St	\$125,000	-	-	-	-	\$125,000
878: Liberty Street - St James Street to St Cloud St	\$95,000	-	-	-	-	\$95,000
425: 7th Street South - Ferry St. to Market St.	\$75,000	-	-	-	-	\$75,000
873: Highland Street - Dead End W to 26th St S	\$75,000	-	-	-	-	\$75,000
858: 14th St S - Barlow to Weston	\$65,000	-	-	-	-	\$65,000
808: Ultra Violet Treatment System Replacement at Wastewater Treatment Plant	-	\$500,000	-	\$2,500,000	-	\$3,000,000
171: Buchner Pl - Copeland Ave to Dead End West	-	\$377,000	-	-	-	\$377,000
220: 20th St S - Hyde Ave to Weston St	-	\$230,000	-	-	-	\$230,000
421: Livingston Street - Liberty St. to George St.	-	\$116,400	-	-	-	\$116,400
781: Losey Boulevard - Park Dr. to Main St.	-	-	\$585,000	-	-	\$585,000
182: Monitor St - Rose St to Lang Dr	-	-	\$325,000	-	-	\$325,000
600: Green Bay St - Losey Blvd to BNSF RR	-	-	\$125,000	-	-	\$125,000
680: 8th Street South - Johnson Street to Denton Street	-	-	\$59,000	\$59,000	-	\$118,000
909: Losey Boulevard - Main St to Market St	-	-	-	\$585,000	-	\$585,000
160: 17th Pl S - Main St to Cass St	-	-	-	\$329,800	-	\$329,800
58: George Street - Wittenberg Pl. to Onalaska Ave.	-	-	-	\$120,000	-	\$120,000
823: 13th Place - Travis to Barlow	-	-	-	-	\$100,000	\$100,000
819: 13th Pl - Barlow to Weston	-	-	-	-	\$98,000	\$98,000
	\$2,659,000	\$1,223,400	\$1,094,000	\$3,593,800	\$198,000	\$8,768,200

Borrowing - Revenue Bonds/Notes: Storm Water Utility

631: Storm Sewer Outfall from Losey Blvd and La Crosse St	\$3,000,000	-	-	-	-	\$3,000,000
209: Onalaska Ave - Moore St to Gohres St	\$684,000	-	-	-	-	\$684,000
602: Green Bay St - West Ave to East Ave	\$508,000	-	-	-	-	\$508,000
183: Moore St - Prospect St to dead end east	\$240,000	-	-	-	-	\$240,000
169: 21st St N - Campbell Rd to State St	\$166,000	-	-	-	-	\$166,000
49: 28th Street South - Main St. to Cass St.	\$155,000	-	-	-	-	\$155,000
425: 7th Street South - Ferry St. to Market St.	\$110,000	-	-	-	-	\$110,000
881: Vine Street - 14th St N to 16th St N	\$110,000	-	-	-	-	\$110,000
873: Highland Street - Dead End W to 26th St S	\$95,000	-	-	-	-	\$95,000
860: 9th Street S - Redfield St to Green Bay St	\$70,000	-	-	-	-	\$70,000
868: Charles Street - Logan St to Clinton St	\$70,000	-	-	-	-	\$70,000
858: 14th St S - Barlow to Weston	\$60,000	-	-	-	-	\$60,000
430: 28th Street South - Lincoln Ave. to Ward Ave.	\$45,000	-	-	-	-	\$45,000
134: Saint James Street - Copeland Ave. to Caledonia St.	\$15,000	-	-	-	-	\$15,000
423: Saint Andrew Street - Wood St. to Dead End East	\$15,000	-	-	-	-	\$15,000
436: Ferry Street - 11th St. to 15th St.	-	\$625,000	-	-	-	\$625,000
435: 15th Street - Cass St. to Ferry St.	-	\$312,000	-	-	-	\$312,000
171: Buchner Pl - Copeland Ave to Dead End West	-	\$252,500	-	-	-	\$252,500
598: Green Bay St - 22nd St S to Losey Blvd	-	\$250,000	-	-	-	\$250,000
421: Livingston Street - Liberty St. to George St.	-	\$231,000	-	-	-	\$231,000
220: 20th St S - Hyde Ave to Weston St	-	\$210,000	-	-	-	\$210,000
159: 16th St N - Vine St to Main St	-	\$126,000	-	-	-	\$126,000
212: State St - 16th St to 17th St	-	\$72,000	-	-	-	\$72,000
781: Losey Boulevard - Park Dr. to Main St.	-	-	\$951,000	-	-	\$951,000
600: Green Bay St - Losey Blvd to BNSF RR	-	-	\$445,000	-	-	\$445,000
222: 21st Pl S - Townsend St to Bennett St	-	-	\$330,000	-	-	\$330,000
182: Monitor St - Rose St to Lang Dr	-	-	\$215,000	-	-	\$215,000
680: 8th Street South - Johnson Street to Denton Street	-	-	\$99,000	\$99,000	-	\$198,000
223: East Ave - Weston St to Horton St	-	-	\$79,000	-	-	\$79,000
428: 21st Street South - Jackson St. to Johnson St.	-	-	\$30,000	-	-	\$30,000
909: Losey Boulevard - Main St to Market St	-	-	-	\$950,000	-	\$950,000
812: Add 3rd Pump to Monitor St. Lift Station	-	-	-	\$800,000	-	\$800,000
596: Cunningham Street - Larson Street to Dead End East	-	-	-	\$750,000	-	\$750,000
595: 16th St S - Johnson St to Farnam St	-	-	-	\$470,000	-	\$470,000
670: 10th Street North - Pine Street to Main Street	-	-	-	\$450,000	-	\$450,000
174: Charles St - Island St to Hagar St	-	-	-	\$218,000	-	\$218,000
601: Green Bay St - 9th St S to West Ave	-	-	-	\$106,000	-	\$106,000
58: George Street - Wittenberg Pl. to Onalaska Ave.	-	-	-	\$66,000	-	\$66,000
213: Birch Street - 29th St. to Dead End East	-	-	-	\$50,000	-	\$50,000
234: Sims Place - Western Terminus to South Ave	-	-	-	-	\$1,000,000	\$1,000,000
597: Farnam St - 16th St S to 20th St S	-	-	-	-	\$1,000,000	\$1,000,000
229: Weston Street - East Ave. to 21st Pl. S	-	-	-	-	\$637,000	\$637,000
181: Milwaukee St- Buchner Pl to Causeway Blvd	-	-	-	-	\$292,000	\$292,000
233: Cook Street - 7th St. S to Steele St.	-	-	-	-	\$282,500	\$282,500
230: 7th St S - Wollan Pl to Cook St	-	-	-	-	\$216,000	\$216,000
228: Travis Street - East Ave. to 20th St. S	-	-	-	-	\$208,000	\$208,000
823: 13th Place - Travis to Barlow	-	-	-	-	\$139,500	\$139,500

Supplemental Information - New Borrowing Requests

Request	2024	2025	2026	2027	2028	Total
819: 13th Pl - Barlow to Weston	-	-	-	-	\$139,400	\$139,400
	\$5,343,000	\$2,078,500	\$2,149,000	\$3,959,000	\$3,914,400	\$17,443,900

Borrowing - Revenue Bonds/Notes: Water Utility

423: Saint Andrew Street - Wood St. to Dead End East	\$500,000	-	-	-	-	\$500,000
602: Green Bay St - West Ave to East Ave	\$304,000	-	-	-	-	\$304,000
134: Saint James Street - Copeland Ave. to Caledonia St.	\$45,000	-	-	-	-	\$45,000
183: Moore St - Prospect St to dead end east	\$30,000	-	-	-	-	\$30,000
593: Redfield Street - 21st Street South to Losey Boulevard	-	\$847,800	-	-	-	\$847,800
598: Green Bay St - 22nd St S to Losey Blvd	-	\$300,000	-	-	-	\$300,000
220: 20th St S - Hyde Ave to Weston St	-	\$210,000	-	-	-	\$210,000
781: Losey Boulevard - Park Dr. to Main St.	-	-	\$2,300,000	-	-	\$2,300,000
182: Monitor St - Rose St to Lang Dr	-	-	\$400,000	-	-	\$400,000
680: 8th Street South - Johnson Street to Denton Street	-	-	\$155,000	\$155,000	-	\$310,000
160: 17th Pl S - Main St to Cass St	-	-	-	\$407,400	-	\$407,400
58: George Street - Wittenberg Pl. to Onalaska Ave.	-	-	-	\$140,000	-	\$140,000
424: Sunset Drive - Green Bay St. to State Rd.	-	-	-	-	\$205,000	\$205,000
	\$879,000	\$1,357,800	\$2,855,000	\$702,400	\$205,000	\$5,999,200

TIF Funded Project Requests

Request	2024	2025	2026	2027	2028	Total
---------	------	------	------	------	------	-------

Figures only include TIF portion of project funding does not include total project cost.

Other - TIF Increment - 10

773: Pettibone Parking Lot	\$200,000	-	-	-	-	\$200,000
	\$200,000	-	-	-	-	\$200,000

Other - TIF Increment - 11

549: Riverside Park Site Improvement	\$275,000	-	-	-	-	\$275,000
425: 7th Street South - Ferry St. to Market St.	\$264,000	-	-	-	-	\$264,000
447: Downtown Facade Renovation Program	\$100,000	\$100,000	\$100,000	-	-	\$300,000
907: Pearl Street reconstruction	\$75,000	-	-	-	-	\$75,000
436: Ferry Street - 11th St. to 15th St.	-	\$1,625,000	-	-	-	\$1,625,000
896: Pine Street Corridor	-	\$75,000	-	\$500,000	\$1,000,000	\$1,575,000
40: 7th Street - La Crosse St. to Dead End North	-	-	\$533,000	-	-	\$533,000
224: Johnson Street - 5th Ave. to 7th St.	-	-	\$457,000	-	-	\$457,000
	\$714,000	\$1,800,000	\$1,090,000	\$500,000	\$1,000,000	\$5,104,000

Other - TIF Increment - 15

848: Erickson Park Skate Plaza	\$300,000	-	-	-	-	\$300,000
430: 28th Street South - Lincoln Ave. to Ward Ave.	\$198,000	-	-	-	-	\$198,000
558: Seminary Park	\$150,000	-	-	-	-	\$150,000
179: Lincoln Avenue - 29th St. to 32nd St.	-	\$374,667	-	-	-	\$374,667
716: Coulee Park	-	\$100,000	-	-	-	\$100,000
	\$648,000	\$474,667	-	-	-	\$1,122,667

Other - TIF Increment - 16

895: Charles St Affordable Housing	\$250,000	\$125,000	-	-	-	\$375,000
682: Red Cloud Park Trail	-	\$50,000	-	-	-	\$50,000
433: Hagar Street - Liberty St. to Avon St.	-	-	\$264,000	-	-	\$264,000
174: Charles St - Island St to Hagar St	-	-	-	\$759,000	-	\$759,000
	\$250,000	\$175,000	\$264,000	\$759,000	-	\$1,448,000

Other - TIF Increment - 17

896: Pine Street Corridor	-	-	-	\$1,000,000	\$500,000	\$1,500,000
	-	-	-	\$1,000,000	\$500,000	\$1,500,000

Other - TIF Increment - 18

171: Buchner Pl - Copeland Ave to Dead End West	-	\$1,175,500	-	-	-	\$1,175,500
555: River Point District Waterway Development Plan	-	\$500,000	\$500,000	\$500,000	-	\$1,500,000
853: River Point District Marina	-	-	\$3,300,000	-	-	\$3,300,000
181: Milwaukee St- Buchner Pl to Causeway Blvd	-	-	-	-	\$433,000	\$433,000
	-	\$1,675,500	\$3,800,000	\$500,000	\$433,000	\$6,408,500

Unfunded Requests

Request	Past Funded Amount	Unfunded Amount	Total Amount
Buildings & Grounds - City Hall			
563: City Hall Windows, Air Seal Replacements	-	\$800,000	\$800,000
564: City Hall Parking Lot	-	\$125,000	\$125,000
663: City Hall Stairwell Refurbishments	-	\$50,000	\$50,000
	-	\$975,000	\$975,000
Buildings & Grounds - La Crosse Center			
642: Sound System for South Hall B, Ballroom, Foyer and Boardrooms	-	\$825,000	\$825,000
805: South Ballroom Carpeting	-	\$175,000	\$175,000
862: HVAC Upgrades	-	\$100,000	\$100,000
863: Building Wide Ceiling Tile Replacement	-	\$125,000	\$125,000
864: Technology Infrastructure Upgrades	-	\$150,000	\$150,000
866: Escalator Upgrade	-	\$900,000	\$900,000
890: Dance Floor Replacement	-	\$65,000	\$65,000
	-	\$2,340,000	\$2,340,000
Buildings & Grounds - Others			
701: South Side Neighborhood Center Roof	-	\$50,000	\$50,000
777: Green Island Ice Arena Roof	-	\$300,000	\$300,000
	-	\$350,000	\$350,000
Flood Control, Harbors & Waterfront			
551: Marsh Hydrological Study & Implementation	\$300,000	\$400,000	\$700,000
567: Municipal Boat Harbor Parking Facility	-	\$750,000	\$750,000
706: Municipal Harbor Transient Dock	-	\$250,000	\$250,000
725: Utility line to La Crosse Municipal Harbor	-	\$40,000	\$40,000
749: Copeland Park Transient Dock and Marina	-	\$750,000	\$750,000
764: Pettibone Park Waterline Extension	-	\$350,000	\$350,000
776: Municipal Boat Harbor Gazebo	-	\$150,000	\$150,000
	\$300,000	\$2,690,000	\$2,990,000
Parks, Recreation & Forestry			
441: Trails / Bluffland	\$550,000	\$800,000	\$1,350,000
544: Forest Hills Tennis Courts	-	\$300,000	\$300,000
546: East Copeland Parking Lot	-	\$400,000	\$400,000
547: West Copeland Parking Lot	-	\$600,000	\$600,000
548: Copeland Park Shelters and Site Improvements	\$30,000	\$2,400,000	\$2,430,000
550: Forest Hills Irrigation System	-	\$900,000	\$900,000
557: Merry Meadows Park	-	\$100,000	\$100,000
559: Glendale Park	-	\$100,000	\$100,000
560: Hass Park	-	\$200,000	\$200,000
698: City Wide Fence Replacement	-	\$200,000	\$200,000
700: Chad Erickson Lagoon Trail Stabilization	-	\$75,000	\$75,000
703: Houska Park Pedestrian Bridge Replacement	-	\$250,000	\$250,000
714: Lueth Park	-	\$50,000	\$50,000
768: Riverside Park Pergola	-	\$100,000	\$100,000
772: Pettibone Beach House	-	\$250,000	\$250,000
774: Riverside International Friendship Gardens	-	\$25,000	\$25,000
775: Forest Hills Parking Lot	-	\$450,000	\$450,000
778: Civic Center Park	-	\$100,000	\$100,000
849: Wittenberg Dog Park	-	\$125,000	\$125,000
850: Trane Park Improvements	-	\$150,000	\$150,000
855: Aspen Trail Bridge Replacement	-	\$100,000	\$100,000
	\$580,000	\$7,675,000	\$8,255,000
Planning & Community Development - Economic Development			
898: Industrial Park Expansion Project	-	\$1,500,000	\$1,500,000
	-	\$1,500,000	\$1,500,000
Planning & Community Development - Plans & Studies			
735: Lost La Crosse- Historic Signage Project	-	\$30,000	\$30,000
	-	\$30,000	\$30,000
Transportation & Utilities - Streets			
56: Front St Regrade and Reconstruction	\$500,000	\$2,000,000	\$2,500,000
801: Sunset Lane - Sunnyslope Rd to Gillette St.	-	\$36,708	\$36,708

Supplemental Information - Unfunded Requests

Request	Past Funded Amount	Unfunded Amount	Total Amount
859: 20th Street S - Redfield St. to Green Bay St.	-	\$12,400	\$12,400
869: East Avenue - Ferry St to Market St	-	\$8,200	\$8,200
870: 34th Street South - Meadow Lane Pl to Dead End N	-	\$122,000	\$122,000
871: 35th Street S - Meadow Lane Pl to Dead End N	-	\$122,000	\$122,000
872: Bennett Street - East Ave to 19th St S	-	\$22,000	\$22,000
874: Horton Street - East Ave to 19th St S	-	\$22,000	\$22,000
875: Laurel Street - Old Town Hall Rd to Sunnyside Dr	-	\$42,000	\$42,000
876: Linwood Court - Sunnyside Dr to Dead End S	-	\$22,000	\$22,000
885: Palace Street - midblock RRFB east of Charles St	-	\$60,000	\$60,000
	\$500,000	\$2,469,308	\$2,969,308

Transportation & Utilities - Streetscaping & Lighting

259: Pedestrian Lighting, 7th St N - from La Crosse St to North Terminus	-	\$90,000	\$90,000
271: 8th St Pedestrian Lighting, Jackson St. to Cass St.	-	\$770,000	\$770,000
830: New Infill Sidewalk - Miller St, from Cook St to Niebalski Bridge	-	\$700,000	\$700,000
	-	\$1,560,000	\$1,560,000
	\$1,380,000	\$19,589,308	\$20,969,308

Leased Vehicles

The City is in partnership with Enterprise Fleet Management. The City is transitioning fleet vehicles to leased vehicles to ultimately reduce the fleet budget and to update the current aging fleet. This report details the planned amount of vehicles the City will lease from Enterprise and the annual cost for 2024. The total annual lease cost includes any cash outlay for upfitting of vehicles and is net of any trade-in sales from the replaced vehicle. A negative annual lease cost signifies that the trade in sales were more than the total annual lease cost. Lease payments for general government are not included in the individual department operating budgets. The lease payments are levied for and are in the debt service fund. Enterprise and Special Revenue Fund leases are budgeted for in their respective fund operating budget.

General Government

Vehicle Type	2024
Engineering	
SUVs	0
Trucks	4
Total Leased Vehicle Fleet:	4
Total Annual Lease Cost:	\$31,013
Fire	
SUVs	4
Trucks	5
Total Leased Vehicle Fleet:	9
Total Annual Lease Cost:	\$73,770
Grounds and Buildings	
Trucks	2
Total Leased Vehicle Fleet:	2
Total Annual Lease Cost:	\$14,481
Information Technology	
SUVs	0
Total Leased Vehicle Fleet:	-
Total Annual Lease Cost:	-
Parks, Recreation and Forestry	
SUVs	3
Trucks	14
Vans	2
Total Leased Vehicle Fleet:	19
Total Annual Lease Cost:	\$134,688
Police	
SUVs	25
Vans	1
Total Leased Vehicle Fleet:	26
Total Annual Lease Cost:	\$324,672
Refuse and Recycling	
Trucks	1
Total Leased Vehicle Fleet:	1
Total Annual Lease Cost:	\$7,769
Streets	
Trucks	14
Total Leased Vehicle Fleet:	14
Total Annual Lease Cost:	\$133,136
GENERAL GOVERNMENT TOTAL LEASE COST:	\$719,529

Enterprise Funds

Vehicle Type 2024

Airport

SUVs 1
 Trucks 7 (1 new in 2024)

Total Leased Vehicle Fleet: 8

Total Annual Lease Cost: \$63,014

Municipal Transit

Trucks 1

Total Leased Vehicle Fleet: 1

Total Annual Lease Cost: \$7,520

Parking

Trucks 5

Total Leased Vehicle Fleet: 5

Total Annual Lease Cost: \$41,452

Sanitary Sewer Utility

SUVs 1

Trucks 10

Vans 1

Total Leased Vehicle Fleet: 12

Total Annual Lease Cost: \$87,386

Water Utility

SUVs 2

Trucks 6

Vans 2

Total Leased Vehicle Fleet: 10

Total Annual Lease Cost: \$74,956

ENTERPRISE FUNDS TOTAL LEASE COST: \$274,328

Special Revenue Funds

Vehicle Type 2024

Municipal Transit

Trucks 0

Total Leased Vehicle Fleet: -

Total Annual Lease Cost: -

SPECIAL REVENUE FUNDS TOTAL LEASE COST: -